BONENG

C斜齿齿轮马达

C Helical Gearmotor

Edit date 03/2025
Selection Catalogue: C05.009

Boneng Transmission

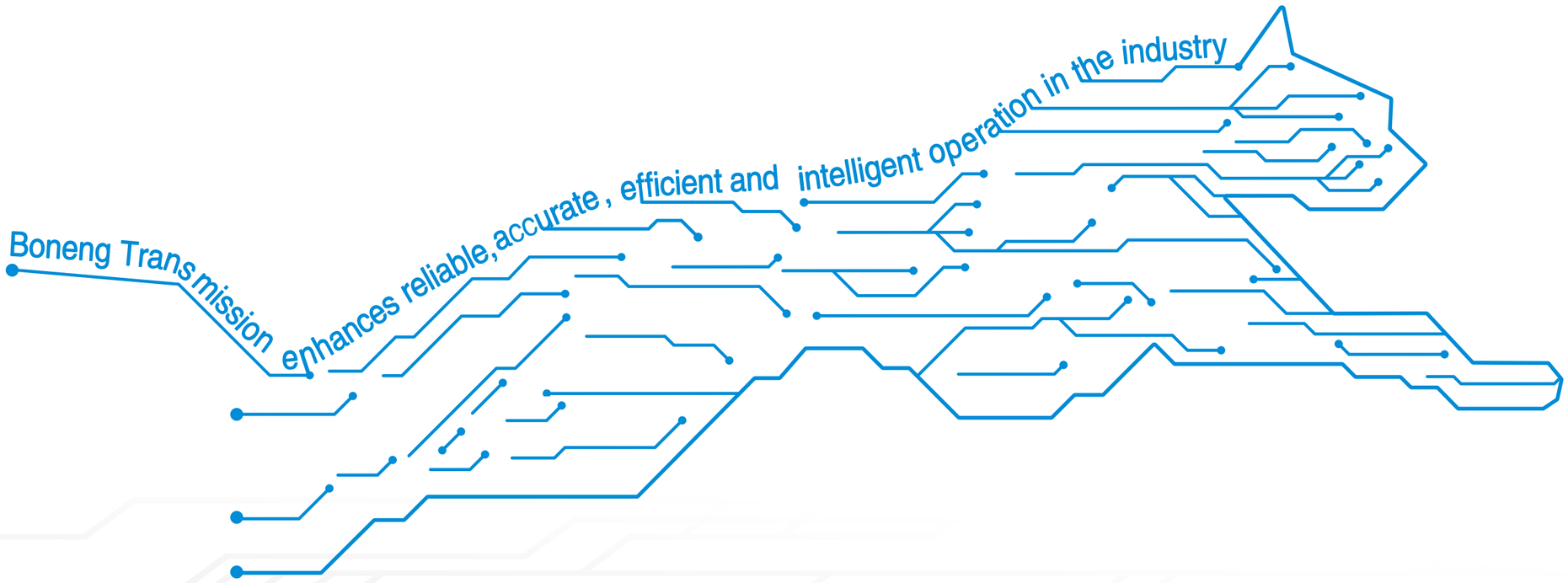

控制器/驱动器/马达/齿轮马达/齿轮箱

Controller/ Drive/ Motor/ Gearmotor/ Gearbox

注意事项：

- 样本中的结构示意图、外形图及其他附图只属范例，无严格比例要求。（未注尺寸单位均为mm）。
- 所注重量仅为平均值，并不具有约束力。

⚠必须严格遵守以下各项：

- 为防止意外事故发生，所有旋转部件均按照使用者所在国家和地区的安全规范由购置方加罩保护。
- 试车之前必须认真阅读使用说明书。
- 齿轮马达在供货时已处于准运行状态，运行前需加注润滑油。
- 本样本中注油量只作为参考值，实际注油量应以油镜上的标记为准。
- 润滑油粘度应按齿轮马达使用工况及使用环境温度选取。
- 推荐采用知名品牌的润滑油。

Note：

- The structure scheme, appearance diagram and other attached diagrams in sample are examples,there is no strict proportion requirement.(The unmarked dimension units are mm).
- The marked weight is average value,it has no constraint force.

⚠You must conform to the following instructions:

- To prevent accidents,all the rotation parts are added with protective covers according to the safety regulations of the nation and region.
- Before debugging,you should carefully read instruction book.
- Gearbox is on running-permission status when delivered,you should add lubrication oil before putting it into running.
- The marked oil quantity in sample is only reference value,actual oil filling quantity should be the same with the mark on oil immersion lens.
- Lubrication oil viscosity should be selected according to working situation and application environment temperature of gearmotor.
- You can only apply lubrication oil of internationlly famous brand.

目录 Contents

01.型号表示方法 …… 01
02.选型及举例 …… 05
03.传动能力表 …… 09
04.允许的径向力 …… 19
05.外形尺寸图表 …… 21
06.输入法兰和输入轴 …… 63
07.组合型尺寸图表 …… 75
08.可选附件和指定配置 …… 75
09.润滑油 …… 76
10.马达防雨罩尺寸 …… 77
11.轴端中心孔 …… 79
12.平键与键槽的尺寸 …… 81

01.Type Designation …… 01
02.Type Selection and Example …… 05
03.Transmission Capacity …… 09
04.Permissible Radial Force …… 19
05.Dimensions …… 21
06.Input Flange and Input shaft …… 63
07.Combi-type Dimensions …… 75
08.Accessories and Specific Configuration …… 75
09.Oil …… 76
10.Motor Rainproof Cover Dimensions …… 77
11.Shaft End Centre Hole …… 79
12.Dimension of Parallel Key and Keyway …… 81

1 型号表示方法

C 3 04 H A - C32 - D1 0 1 -

系列名

传动级数
1级/2级/3级

机座号

安装形式
H=底脚安装
F=法兰安装
S=小法兰安装

输出形式
A=平键实心轴

公称减速比代号

安装方位
D1/D2/D3/D4/D5/D6

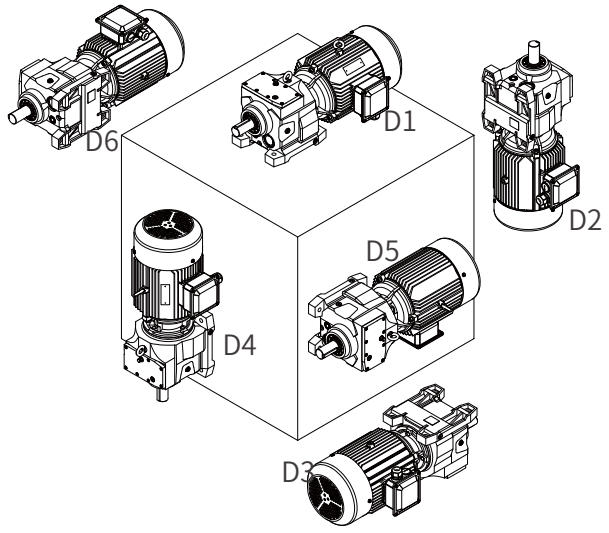

可选附件和指定配置
0=无可选

润滑油代号
0=不加润滑油（不加油出厂时，请选此项）
1=矿物润滑油VG220 （环境温度为-20°C~+40°C）
2=矿物润滑油VG320 （环境温度为-20°C~+40°C）
5=合成润滑油VG220 （环境温度<0°C,需加油出厂时，推荐选用此项）

◆配IEC马达输入法兰的齿轮箱型号示例:C308HA-C32-D101-AP112
◆配NEMA马达输入法兰的齿轮箱型号示例:C308HA-C32-D101-AN145
◆配 输 入 轴 的 齿 轮 箱 型 号 示 例:C308HA-C32-D101-AE3

MP132M4B55AC 3 – A 0 N 0 0– 0 1 1

进线孔位置
1/2/3/4

接线盒位置
1/2/3/4

安装方位0

防护等级
0=标准配置　1=带防雨罩　J=带金属接头（制动器和风机防护IP55）　K=带金属接头和防雨罩
4=IP65/金属接头　5=IP65/金属接头和带防雨罩（制动器和风机防护IP55）

热保护和加热保护
0=无绕组保护　1=热敏电阻　2=热敏开关　3=温度传感器PT100　4=加热带
5=热敏电阻和加热带　6=热敏开关和加热带　7=温度传感器PT100和加热带

制动器和逆止器（旋向关系见：“可选附件和指定配置”）

N=无制动器 A=220-240VAC制动器 D=220-240VAC制动器带手柄 B=380-415VAC制动器 E=380-415VAC制动器带手柄 S=380-415VAC双制动器带手柄 R=220-240VAC双制动器带手柄 P=逆止器(顺时针，机座100～280) Q=逆止器(逆时针，机座100～280)	N=无制动器 B=380-415VAC制动器 E=380-415VAC制动器带手柄 S=380-415VAC双制动器带手柄 P=逆止器(顺时针，机座100～280) Q=逆止器(逆时针，机座100～280)	N=无制动器 A=220-240VAC制动器 D=220-240VAC制动器带手柄 P=逆止器(顺时针，机座100～280) Q=逆止器(逆时针，机座100～280)

编码器
0=无编码器　3=经济型HTL编码器(1024P)　4=高性能TTL编码器(1024P)
1=高性能HTL编码器(1024P)　2=标配编码器附件

冷却方式
A=自扇冷却　F=强冷风机(配编码器必选;其他不建议选)
N=自然冷却(双制动马达专用)

频率/电压	1=50Hz 220V△/380VY 2=50Hz 230V△/400VY 7=60Hz 440VY 8=60Hz 460VY A=50Hz 240V△/415VY C=60Hz 480VY E=60Hz 220V△/380VY	频率/电压	3=50Hz 380V△/660VY 4=50Hz 400V△/690VY 5=60Hz 440V△ 6=60Hz 460V△ B=50Hz 415V△ D=60Hz 480V△ F=60Hz 380V△	频率/电压	G=60Hz 230VY 8=60Hz 460VY J=60Hz 575VY	频率/电压	H=60Hz 230V△ 6=60Hz 460V△ K=60Hz 575V△

三相交流异步马达4极规格

功率(kW)	MP=IE3　MU=IE4	功率(kW)	MP=IE3　MU=IE4	功率(kW)	MA=MG1	功率(kW)	MA=MG1
0.12	MP063M4A12AL MU063M4A12AL	4	MP112L4B40AC MU132S4B40AC	0.12	MA063M4A12AL	4	MA112L4B40AC
0.18	MP063M4A18AL MU071M4A18AL	5.5	MP132M4B55AC MU132M4B55AC	0.18	MA063M4A18AL	5.5	MA132L4B55AC
0.25	MP071M4A25AL MU071M4A25AL	7.5	MP132L4B75AC MU160M4B75AC	0.25	MA071M4A25AL	7.5	MA132L4B75AC
0.37	MP071M4A37AL MU080M4A37AL	11	MP160M4C11AC MU160L4C11AC	0.37	MA071M4A37AL	11	MA160M4C11AC
0.55	MP080M4A55AL MU080M4A55AL	15	MP160L4C15AC MU180M4C15AC	0.55	MA080M4A55AL	15	MA160L4C15AC
0.75	MP080M4A75AL MU090S4A75AL	18.5	MP180M4C18AC MU180L4C18AC	0.75	MA080M4A75AL	18.5	MA180M4C18AC
1.1	MP090S4B11AL MU090L4B11AL	22	MP180L4C22AC MU200L4C22AC	1.1	MA090M4B11AL	22	MA180L4C22AC
1.5	MP090M4B15AL MU100L4B15AL	30	MP200M4C30AC MU225S4C30AC	1.5	MA090M4B15AL	30	MA200M4C30AC
2.2	MP100M4B22AL MU100L4B22AL	37	MP225M4C37AC MU225M4C37AC	2.2	MA100M4B22AL	37	MA225M4C37AC
3	MP100M4B30AL MU112M4B30AC	45	MP225M4C45AC MU250M4C45AC	3	MA100M4B30AL	45	MA225M4C45AC
/	/	55	MP250M4C55AC MU280S4C55AC	/	/	55	MA250M4C55AC
/	/	75	MP280S4C75AC MU280M4C75AC	/	/	75	MA280S4C75AC
/	/	90	MP280M4C90AC MU280M4C90AC	/	/	90	MA280M4C90AC

马达接线盒和进线孔位置 (视角:马达尾部)

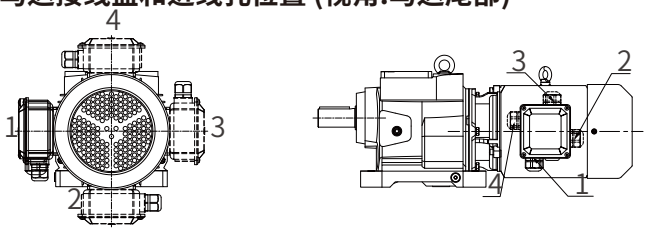

整机标配颜色 （RAL5015）

1 Type Designation

C 3 04 H A - C32 - D1 0 1 -

Series

Stages
1 Stages/2 Stages/3 Stages

Size

Mounting Mode
H=Horizontal foot-mounted
F=Flange-mounted
S=Short flange-mounted

Output Mode
A=Solid Output Shaft

Nominal Ratio Code

Mounting Positions
D1/D2/D3/D4/D5/D6

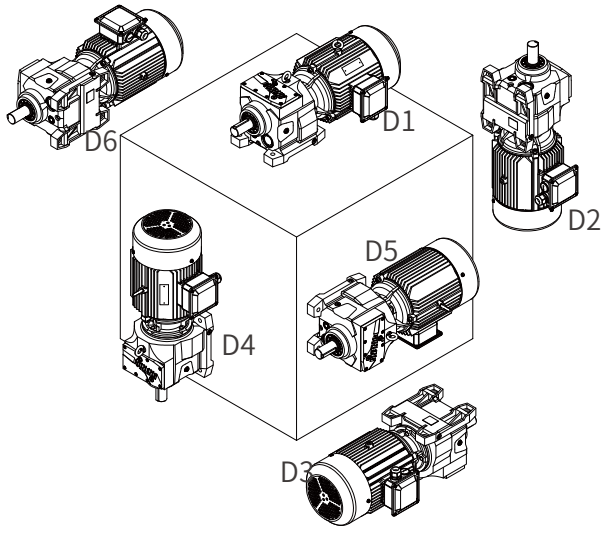

Accessories and Specific Configuration
0=None

Oil Code
0=Without oil filling(Please select this option when you do not need lubricating oil);
1=With mineral oil VG220(Please select this option when the ambient temperature is -20°C~+40°C);
2=With mineral oil VG320(Please select this option when the ambient temperature is -20°C~+40°C);
5=With synthetic lubricating oil VG220(It is recommended to select this option when you need lubricating oil and the ambient temperature is below 0°C);

◆**Example of gearbox with input flange for IEC motor connection:C308HA-C32-D101-AP112**
◆**Example of gearbox with input flange for NEMA motor connection:C308HA-C32-D101-AN145**
◆**Example of gearbox with input shaft:C308HA-C32-D101-AE3**

MP132M4B55AC 3 – A 0 N 0 0– 0 1 1

Cable Entry Position
1/2/3/4

Terminal Box Position
1/2/3/4

Motor Mounting Position 0

Motor protection
0=Standard configuration
1=With rain cover
J=With metal joint
K=With metal joint and rain cover
4=IP65/with metal joint (brake and forced-fan IP55)
5=IP65/with metal joint and rain cover

Thermal Protection and Heating Protection
0=Without themal protection
1=Thermistor
2=Thermal switch
3= PT100 temperature sensor
4=Heating belt
5=Thermistor and heating belt and heating protection
6=Thermal switch and heating belt
7= PT100 temperature sensor and heating belt

Brakes and Backstop (Relationship of rotational direction can be checked in "Accessories & Specific Configuration".)

N=No brake A=220-240VAC Brake D=220-240VAC Brake with release handle B=380-415VAC Brake E=380-415VAC Brake with release handle R=220-240VAC Double brake with release handle S=380-415VAC Double brake with release handle P=Backstop(CW, for size: 100～280) Q=Backstop(CCW, for size: 100～280)	N=No brake B=380-415VAC Brake E=380-415VAC Brake with release handle S=380-415VAC Double brake with release handle P=Backstop(CW, for size: 100～280) Q=Backstop(CCW, for size: 100～280)	N=No brake A=220-240VAC Brake D=220-240VAC Brake with release handle P=Backstop(CW, for size: 100～280) Q=Backstop(CCW, for size: 100～280)

Encoder
0=No encoder
1=High-performance HTL encoder(1024P)
2=Standard encoder accessories
4=High-performance TTL encoder(1024P)
3=Economic HTL encoder(1024P)

Cooling Method
A=Self-fan cooling
F=Forced-fan cooling
N=Natural cooling (for motor with double brake)

Frequency /Voltage	1=50Hz 220V△/380VY 2=50Hz 230V△/400VY 7=60Hz 440VY 8=60Hz 460VY A=50Hz 240V△/415VY C=60Hz 480VY E=60Hz 220V△/380VY	Frequency /Voltage	3=50Hz 380V△/660VY 4=50Hz 400V△/690VY 5=60Hz 440V△ 6=60Hz 460V△ B=50Hz 415V△ D=60Hz 480V△ F=60Hz 380V△	Frequency /Voltage	G=60Hz 230VY 8=60Hz 460VY J=60Hz 575VY	Frequency /Voltage	H=60Hz 230V△ 6=60Hz 460V△ K=60Hz 575V△

Efficiency three-phase asynchronous motor (4 pole)

Power (kW)	MP=IE3 MU=IE4	Power (kW)	MP=IE3 MU=IE4	Power (kW)	MA=MG1	Power (kW)	MA=MG1
0.12	MP063M4A12AL MU063M4A12AL	4	MP112L4B40AC MU132S4B40AC	0.12	MA063M4A12AL	4	MA112L4B40AC
0.18	MP063M4A18AL MU071M4A18AL	5.5	MP132M4B55AC MU132M4B55AC	0.18	MA063M4A18AL	5.5	MA132L4B55AC
0.25	MP071M4A25AL MU071M4A25AL	7.5	MP132L4B75AC MU160M4B75AC	0.25	MA071M4A25AL	7.5	MA132L4B75AC
0.37	MP071M4A37AL MU080M4A37AL	11	MP160M4C11AC MU160L4C11AC	0.37	MA071M4A37AL	11	MA160M4C11AC
0.55	MP080M4A55AL MU080M4A55AL	15	MP160L4C15AC MU180M4C15AC	0.55	MA080M4A55AL	15	MA160L4C15AC
0.75	MP080M4A75AL MU090S4A75AL	18.5	MP180M4C18AC MU180L4C18AC	0.75	MA080M4A75AL	18.5	MA180M4C18AC
1.1	MP090S4B11AL MU090L4B11AL	22	MP180L4C22AC MU200L4C22AC	1.1	MA090M4B11AL	22	MA180L4C22AC
1.5	MP090M4B15AL MU100L4B15AL	30	MP200M4C30AC MU225S4C30AC	1.5	MA090M4B15AL	30	MA200M4C30AC
2.2	MP100M4B22AL MU100L4B22AL	37	MP225M4C37AC MU225M4C37AC	2.2	MA100M4B22AL	37	MA225M4C37AC
3	MP100M4B30AL MU112M4B30AC	45	MP225M4C45AC MU250M4C45AC	3	MA100M4B30AL	45	MA225M4C45AC
/	/	55	MP250M4C55AC MU280S4C55AC	/	/	55	MA250M4C55AC
/	/	75	MP280S4C75AC MU280M4C75AC	/	/	75	MA280S4C75AC
/	/	90	MP280M4C90AC MU280M4C90AC	/	/	90	MA280M4C90AC

Motor terminal box and cable entry position (View: Motor afterbody)

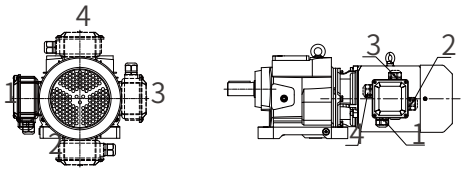

Assembly colour of gearmotor (RAL5015)

2 选型及举例

序号	说明	代号	参数计算
1	确定马达的功率	P_1	按设备需求确认马达功率
2	由马达极数、频率、电压确认马达额定转速	n_{1N}	≤3000rpm 更高转速请咨询
3	齿轮箱的输出转速	n_{2N}	$i=n_{1N}/n_{2N}$
4	输出扭矩	T	$T=P_1 \cdot 9550/n_{2N}$，需要校核输出扭矩是否满足负载设备需求
5	选择齿轮箱的服务系数	f_1	负荷性质 / 每天使用时间（小时）：≤2 / 2~10 / 10~24 均匀负载：1.00 / 1.00 / 1.25 一般冲击：1.00 / 1.25 / 1.50 强烈冲击：1.25 / 1.50 / 1.75
6	确定齿轮箱所需的最小扭矩	T_{2N}	$T_{2N} \geqslant T \cdot f_1$
7	根据输出转速和齿轮箱所需的最小扭矩选定齿轮箱的机座号	/	查传动能力表和外形尺寸图
8	选择齿轮箱的安装形式、输出形式、安装方位、附件、润滑油以及马达附件	/	查型号表示方法、安装方位及外形尺寸图
9	确定型号	/	查型号表示方法
10	根据齿轮级数，确定齿轮箱传动效率	η	C1.. 98% C2.. 96% C3.. 94%
11	准确的输出扭矩和输出转速校核	T_2、n_2	$T_2=9550 \cdot P_1 \cdot iex \cdot \eta / n_{1N}$ 和 $n_2=n_{1N}/iex$ 查传动能力表，确定精确减速比iex
12	径向力校核	F_{r1}/F_{r2}	查输入轴/输出轴径向力表
13	标准环境	/	海拔1000m以下，环境温度-20℃~40℃，无防腐要求
14	其他环境选型要求需要注意事项	/	高海拔(>1000m):马达降额使用系数参照马达选型手册。 高温(>40℃)：马达降额使用系数参照马达选型手册。
15	产品特殊要求在订单中备注	/	油漆RAL色标号的颜色要求; 高腐蚀场合的油漆漆膜厚度要求; 产品包装要求; 马达H级绝缘等级; 低温(-40℃～-20℃)：更换丁腈橡胶油封。
16	其他特殊要求需非标设计	/	

序号	已知条件1	选型步骤1	
1	马达功率P_1=11kW	P_1=11kW	
2	50HZ,380V,4极电机	n_{1N}=1450r/min	
3	设备所需转速n_2=13r/min	查传动能力表，取公称输出转速n_{2N}=12.9r/min，公称减速比i_N=112，公称减速比代号D11	
4		T=P_1•9550/n_{2N}=11x9550/12.9=8143N.m，满足负载所需扭矩。	
5	负荷性质：一般冲击， 工作10h/天	f_1=1.25	
6	/	T_{2N}≥T•f_1=8143x1.25=10179N.m,	
7	/	查传动能力表，初定减速机型号C314，T_{2N}=13500N.m＞10179N.m; 查C314外形尺寸图，可直联。	
8	齿轮箱：法兰安装，单向实心输出A向，D1安装，无附件，出厂不加注润滑油; 马达：配380VAC制动器(带手柄)、无编码器、无热保护和特殊防护要求接线盒1号位，进线孔1号位。	安装形式代号：F 输出形式代号：A 安装方位代号：D1 无附件代号：0 不加润滑油代号：0	自扇冷却代号：A 配380VAC制动器(带手柄)代号：E 马达接线盒位置代号：1 马达进线孔位置代号：1
9	/	查型号表示方法，选择C314FA-D11-D100-MP160M4C11AC3-A0E00-011	
10	η	0.94	
11	设备所需转速n_2=13r/min	iex=109.9, T_2=9550•P_1•iex•η/n_{1N}=9550x11x109.9x0.94/1450=7485N.m, n_2=n_{1N}/iex=1450/109.9=13.2r/min, 综上，满足设备所需输出扭矩及输出转速。	
12	输出轴径向力45000N	查输入轴/输出轴径向力表，许用径向力56430N，满足要求。	
13	标准环境	/	
14	无其他要求	/	
15	无防腐要求	/	
16	无特殊要求	/	

2 Type Selection & Example

Step	Description	Symbol	Unit	Parameters
1	Confirm motor power	P1	kW	Comfirm motor power according to equipment requirement
2	Confirm nominal motor speed, frequency and voltage.	n1N	r/min	≤3000rpm Consult us if higher speed required.
3	Output speed of Gearbox	n2N	r/min	i=n1N/n2N
4	Output torque	T	N.m	T=P1•9550/n2N ,Checking output torque
5	Select gearbox service factor	f1	/	Load property / Operating hours per day(h): ≤2 / 2~10 / 10~24 Uniform: 1.00 / 1.00 / 1.25 Moderate: 1.00 / 1.25 / 1.50 Heavy: 1.25 / 1.50 / 1.75
6	Confirm minimum torque	T2N	N.m	T2N≥ T•f1
7	Determine gearbox size	/	/	Check transmission capacityand dimensions.
8	Select mounting mode, output mode, accessories, lubricant oil	/	/	Check type designation, mounting position and dimensions, confirm motor accessory parameters
9	Determine type	/	/	Check type designation
10	Confirm gearbox transmission efficiency	η	/	C1.. 98% C2.. 96% C3.. 94%
11	Calculate exact T2 and n2	T2、n2	N.m r/min	T2=9550•P1•iex•η/n1N ,n2=n1N/iex Check transmission capacity table to get exact ratio iex
12	Proofread radial force	Fr1 Fr2	N	Check radial force table of input/output shaft
13	Standard environment	/	/	<1000m altitude,-20℃ 40℃,no anti-corrosion requirement
14	Caution for extra environment	/	/	High altitude (>1000m) &High temperature Check motor selection catalogue for motor derating service factor
15	Please comment in the order if special requirement is needed.	/	/	1.Painting color requirement 1)Topcoat is silver RAL9006: 2)Undercoat is iron oxide red RAL3009: 2.Painting thickness requirement 1)C3 medium-corrosion environment, total thickness of dry film 150~180 μm; 2)C5-M high-corrosion environment, total thickness of dry film 300~360 μm; 3.low temperature(-40℃~-20℃), High-speed shaft oil seals→NBR oil seals 4.Motor insulation level H.
16	Non-standard designation is necessary for extra special requirement	/	/	

Step	Known Coditions	Selection Example	
1	Motor power P1=11kW	P1=11kW	
2	50Hz,380V,4-pole motor	n1N=1450r/min	
3	Required output speed n2=13r/min	Check transmission capacity table, select nominal output speed n2N=12.9r/min, nominal ratio iN=112,nominal ratio code D11	
4		T=P1•9550/n2N =11x9550/12.9=8143N.m, can be satisfied with the required torque.	
5	Load property:Moderate, Operation period 10h perday	f1=1.25	
6	/	T2N≥T•f1=8143x1.25=10179N.m	
7	/	Check transmission capacity table to preliminarily select C314 as gearbox type,T2N=13500N.m>10179N.m; Check C314 dimension which can be directly-connected.	
8	Gearbox:Flange-mounted,Output shaft A mounting posion D1,without accessory and lubricant oil Motor:380VAC brake with handl erelease without encoder ,thermal and heating protection. Cable entry position land terminal box position 1.	Mounting mode code:F Output mode code:A Mounting position code:D1 Code for no accessory:0 Codefor no lubricant oil:0	Self-fan cooling code:A Code for 380VAC brake with handle release:E Cable entry position code:1 Terminal boxposition code:1
9	/	Check type designation and select C314FA-D11-D100-MP160M4C11AC3-A0E00-011	
10	η	0.94	
11	Required output speed n2=13r/min	iex=109.9 T2=9550•P1•iex•η/n1N=9550x11x109.9x0.94/1450=7485N.m n2=n1N/iex=1450/109.9=13.2r/min According to the above,output torque and speed are satisfied.	
12	Radial force of output shaft 45000N	Check radial force table of input/output shaft, allowable radial force 56430N, which is satisfied with the requirement.	
13	Standard environment	/	
14	Without extra requirement	/	
15	Without anti-corrosion requirement	/	
16	Without special requirement	/	

3 传动能力表

3.1 C系列传动能力表

C...（iN=1.24-7.1）

3 Transmission Capacity

3.1 C Transmission capacity

C...（iN=1.25-7.1）

公称输入转速 Nominal Input Speed n_{1N} (r/min)	公称输出转速 Nominal Output Speed n_{2N} (r/min)	公称减速比代号 Nominal Ratio Code Code	公称减速比 Nominal Ratio i_N	额定输出扭矩 Rated Output Torque T_{2N} (N.m)	精确减速比 Exact Ratio iex	额定输入功率 Rated Intput Power P_{1N} (kW)	额定输出扭矩 Rated Output Torque T_{2N} (N.m)	精确减速比 Exact Ratio iex	额定输入功率 Rated Intput Power P_{1N} (kW)	额定输出扭矩 Rated Output Torque T_{2N} (N.m)	精确减速比 Exact Ratio iex	额定输入功率 Rated Intput Power P_{1N} (kW)
				C103			C104			C106		
1450	1160	B13	1.25	30	1.22	3.75	65	1.28	7.7	110	1.25	13.4
	1036	B14	1.4	33	1.37	3.65	70	1.44	7.4	120	1.43	12.7
	906	B16	1.6	36	1.56	3.50	70	1.62	6.6	130	1.63	12.1
	806	B18	1.8	40	1.77	3.44	76	1.80	6.4	140	1.82	11.7
	725	B20	2	45	2.00	3.42	85	2.06	6.3	140	2.03	10.5
	647	B22	2.24	45	2.15	3.17	90	2.27	6.0	140	2.23	9.5
	580	B25	2.5	40	2.52	2.41	90	2.56	5.3	130	2.53	7.8
	518	B28	2.8	40	2.86	2.13	90	2.73	5.0	125	2.77	6.9
	460	B32	3.15	30	3.15	1.45	60	3.17	2.87	120	3.15	5.8
	408	B36	3.55	24	3.44	1.06	55	3.57	2.34	100	3.35	4.54
	363	B40	4	20	3.76	0.81	45	3.90	1.75	80	4.09	2.97
	322	B45	4.5				30	4.28	1.06	80	4.60	2.64
	290	B50	5							70	4.89	2.17
	259	B56	5.6							60	5.53	1.65
	230	B63	6.3									
	204	B71	7.1									
960	600	B16	1.6	36	1.56	2.32						
	533	B18	1.8	40	1.77	2.28						
	480	B20	2	45	2.00	2.26	85	2.06	4.1			
	429	B22	2.24	45	2.15	2.10	90	2.27	4.0			
	384	B25	2.5				90	2.56	3.5	130	2.53	5.2
	343	B28	2.8				90	2.73	3.3	125	2.77	4.5
	305	B32	3.15							120	3.15	3.8
	270	B36	3.55							100	3.35	3.0
	240	B40	4									
	213	B45	4.5									

注：(1)齿轮马达的实际输出转速应是实际输入转速n1/精确减速比iex；
(2)齿轮马达的实际输入转速n1对应的额定输入功率应是：P1N=T2N*n1/(9550*iex)，公式中额定输出扭矩T2N不变。

Note: (1) Actual output speed of the gearmotor: Actual input speed (n1)/Exact ratio (iex);
(2) Rated input power corresponding to actual input speed of the gearmotor: P1N=T2N*n1/(9550*iex),the rated output torque T2Nin the formula remains unchanged.

额定输出扭矩 Rated Output Torque T_{2N} (N.m)	精确减速比 Exact Ratio iex	额定输入功率 Rated Intput Power P_{1N} (kW)	额定输出扭矩 Rated Output Torque T_{2N} (N.m)	精确减速比 Exact Ratio iex	额定输入功率 Rated Intput Power P_{1N} (kW)	额定输出扭矩 Rated Output Torque T_{2N} (N.m)	精确减速比 Exact Ratio iex	额定输入功率 Rated Intput Power P_{1N} (kW)	额定输出扭矩 Rated Output Torque T_{2N} (N.m)	精确减速比 Exact Ratio iex	额定输入功率 Rated Intput Power P_{1N} (kW)
C107			C108			C109			C110		
150	1.28	17.8	280	1.26	33.8	420	1.25	51	600	1.23	74
170	1.45	17.7	310	1.43	32.9	450	1.37	50	660	1.38	73
180	1.61	16.9	355	1.66	32.5	510	1.62	47.9	750	1.63	70
190	1.85	15.6	380	1.81	32.0	550	1.81	46.1	800	1.76	69
200	2.08	14.6	400	2.03	29.9	580	1.94	45.5	850	2.06	63
220	2.33	14.4	420	2.23	28.7	650	2.21	44.6	900	2.28	60
220	2.59	12.9	430	2.57	25.4	650	2.46	40.1	900	2.42	56
220	2.84	11.8	430	2.74	23.8	650	2.79	35.4	900	2.75	49.7
220	3.09	10.8	420	3.17	20.1	650	3.13	31.5	900	3.08	44.4
220	3.47	9.6	410	3.60	17.3	650	3.57	27.6	900	3.42	40.0
190	3.80	7.6	320	4.00	12.1	650	3.81	25.9	780	4.00	29.6
180	4.46	6.1	300	4.50	10.1	530	4.38	18.4	760	4.30	26.8
130	4.96	3.98	250	4.95	7.7	400	4.92	12.3	680	4.83	21.4
120	5.45	3.34	200	5.41	5.6	350	5.43	9.8	600	5.56	16.4
100	6.15	2.47	164	6.26	3.98	350	6.11	8.7	500	6.19	12.3
80	7.24	1.68	150	6.91	3.30	300	6.65	6.8			
220	2.84	11.8	430	2.74	23.8	650	2.79	23.4			
220	3.09	7.2	420	3.17	20.1	650	3.13	20.9	900	3.08	44.4
220	3.47	6.4	410	3.60	17.3	650	3.57	18.3	900	3.42	40.0
190	3.80	5.0	320	4.00	8.0	650	3.81	17.2	780	4.00	29.6
180	4.46	4.1	300	4.50	6.7						

C系列传动能力表（续）
C...(iN=3.15-280)

C Transmission capacity
C...(iN=3.15-280)

公称输入转速 Nominal Input Speed n_{1N} (r/min)	公称输出转速 Nominal Output Speed n_{2N} (r/min)	公称减速比代号 Nominal Ratio Code Code	公称减速比 Nominal Ratio i_N	额定输出扭矩 Rated Output Torque T_{2N} (N.m)	精确减速比 Exact Ratio iex	额定输入功率 Rated Intput Power P_{1N} (kW)	额定输出扭矩 Rated Output Torque T_{2N} (N.m)	精确减速比 Exact Ratio iex	额定输入功率 Rated Intput Power P_{1N} (kW)	额定输出扭矩 Rated Output Torque T_{2N} (N.m)	精确减速比 Exact Ratio iex	额定输入功率 Rated Intput Power P_{1N} (kW)
				C200 C300			C201 C301			C203 C303		
1450	460	B32	3.15	35	3.13	1.70						
	408	B36	3.55	35	3.43	1.55	50	3.37	2.26			
	363	B40	4	35	3.93	1.35	50	3.87	1.96	130	4.04	4.88
	322	B45	4.5	40	4.68	1.30	50	4.40	1.73	140	4.56	4.66
	290	B50	5	40	4.90	1.24	50	4.78	1.59	150	5.07	4.50
	259	B56	5.6	40	5.53	1.10	60	5.76	1.58	160	5.81	4.18
	230	B63	6.3	40	6.26	0.97	60	6.44	1.41	170	6.32	4.08
	204	B71	7.1	40	6.86	0.89	60	6.84	1.33	190	7.10	4.06
	181	B80	8	50	7.86	0.97	65	7.75	1.27	190	8.02	3.60
	161	B90	9	50	9.36	0.81	70	9.15	1.16	190	8.90	3.24
	145	C10	10	50	9.80	0.77	80	10.2	1.20	200	10.2	2.98
	129	C11	11.2	55	11.1	0.75	80	11.4	1.07	200	11.2	2.71
	116	C13	12.5	55	12.2	0.69	80	12.1	1.01	200	12.6	2.40
	104	C14	14	55	14.3	0.58	90	14.4	0.95	200	13.5	2.25
	90.6	C16	16	55	15.6	0.54	90	16.5	0.83	200	15.3	1.98
	80.6	C18	18	55	17.8	0.47	90	18.8	0.73	200	17.3	1.76
	72.5	C20	20	55	20.2	0.41	90	20.4	0.67	200	19.7	1.54
	64.7	C22	22.4	55	22.2	0.38	90	22.2	0.62	200	22.2	1.37
	58.0	C25	25	50	25.0	0.30	95	24.6	0.59	200	25.2	1.21
	51.8	C28	28	50	28.6	0.27	95	27.5	0.52	200	26.9	1.13
	46.0	C32	31.5	50	31.1	0.24	95	32.3	0.45	200	30.3	1.00
	40.8	C36	35.5	50	35.4	0.21	85	35.4	0.36	200	34.5	0.88
	36.3	C40	40	50	40.6	0.19	85	38.4	0.34	200	39.1	0.78
	32.2	C45	45	50	45.9	0.17	85	46.3	0.28	200	44.2	0.69
	29.0	C50	50	50	50.5	0.15	85	51.8	0.25	200	47.6	0.64
	25.9	C56	56	50	55.8	0.14	85	55.0	0.23	200	55.7	0.54
	23.0	C63	63	50	63.5	0.12	85	60.8	0.21	200	63.2	0.48
	20.4	C71	71	50	68.7	0.11	85	71.3	0.18	200	69.6	0.44
	18.1	C80	80				85	81.0	0.16	200	76.1	0.40
	16.1	C90	90				85	87.4	0.15	200	83.2	0.36
	14.5	D10	100									
	12.9	D11	112									
	11.6	D13	125									
	10.4	D14	140									
	9.06	D16	160									
	8.06	D18	180									
	7.25	D20	200									
	6.47	D22	224									
	5.80	D25	250									
	5.18	D28	280									
960	15.2	C63	63							200	63.2	0.32
	13.5	C71	71							200	69.6	0.29
	12.0	C80	80							200	76.1	0.26
	10.7	C90	90							200	83.2	0.24
	9.6	D10	100									
	8.54	D11	112									
	7.68	D13	125									
	6.89	D14	140									
	6	D16	160									
	5.34	D18	180									
	4.80	D20	200									
	4.28	D22	224									
	3.84	D25	250									
	3.43	D28	280									

注： (1)红色线以上为2级传动的型号C2..，红色线以下为3级传动的型号C3..；

(2)齿轮马达的实际输出转速应是实际输入转速n1/精确减速比iex；

(3)齿轮马达的实际输入转速n1对应的额定输入功率应是：P1N=T2N*n1/(9550*iex)，公式中额定输出扭矩T2N不变。

Note:(1) Above the red line are two-stage transmission gearmotor models,model name C2...; Below the red line are three-stage transmission gearmotor models,model name C3...;

(2)Actual output speed of the gearmotor: Actual input speed (n1)/Exact ration (iex);

(3)Rated input power corresponding to actual input speed of the gearmotor: P1N=T2N*n1/(9550*iex),the rated output torque T2N in the formula remains unchanged.

额定输出扭矩 Rated Output Torque T_{2N} (N.m)	精确减速比 Exact Ratio iex	额定输入功率 Rated Intput Power P_{1N} (kW)	额定输出扭矩 Rated Output Torque T_{2N} (N.m)	精确减速比 Exact Ratio iex	额定输入功率 Rated Intput Power P_{1N} (kW)	额定输出扭矩 Rated Output Torque T_{2N} (N.m)	精确减速比 Exact Ratio iex	额定输入功率 Rated Intput Power P_{1N} (kW)	额定输出扭矩 Rated Output Torque T_{2N} (N.m)	精确减速比 Exact Ratio iex	额定输入功率 Rated Intput Power P_{1N} (kW)
C204 C304			C205 C305			C206 C306			C207 C307		
180	4.16	6.6							700	3.89	27.3
180	4.67	5.9	360	4.47	12.2	420	4.54	14.0	700	4.43	24.0
200	5.27	5.8	360	5.13	10.7	420	5.20	12.3	700	4.92	21.6
220	5.85	5.7	380	5.83	9.9	430	5.55	11.8	700	5.64	18.9
220	6.70	4.98	380	6.52	8.9	430	6.40	10.2	700	6.34	16.8
220	7.37	4.53	380	7.25	8.0	480	7.33	9.9	700	7.14	14.9
235	8.20	4.35	380	7.98	7.2	480	7.82	9.3	700	8.13	13.1
250	9.21	4.12	390	9.06	6.5	480	8.59	8.5	700	9.01	11.8
250	10.4	3.65	390	9.66	6.1	480	9.85	7.4	700	10.3	10.3
250	11.5	3.29	430	10.8	6.0	480	10.5	6.9	750	11.6	9.8
270	13.2	3.10	430	12.0	5.4	520	12.5	6.3	800	12.6	9.6
270	14.5	2.82	430	15.0	4.35	520	13.9	5.7	800	14.5	8.4
300	16.4	2.78	430	16.4	3.98	550	15.3	5.5	800	15.4	7.9
300	17.5	2.60	430	18.7	3.50	550	17.4	4.80	800	17.7	6.9
300	19.3	2.35	430	19.9	3.29	550	19.0	4.39	900	20.7	6.6
300	21.8	2.09	470	22.4	3.18	600	21.6	4.21	900	23.2	5.9
300	24.9	1.83	470	25.2	2.84	650	24.3	4.06	900	26.5	5.1
300	28.1	1.62	470	28.4	2.51	650	27.3	3.61	900	28.3	4.83
300	31.8	1.43	470	31.5	2.26	650	30.8	3.20	900	32.4	4.21
300	34.3	1.33	480	36.1	2.02	650	34.2	2.88	900	36.9	3.71
300	38.2	1.19	480	39.7	1.84	650	39.2	2.52	900	38.0	3.59
300	43.0	1.06	480	47.1	1.55	650	43.0	2.29	900	43.6	3.14
300	49.0	0.93	480	52.3	1.39	650	48.3	2.04	900	49.5	2.76
300	55.4	0.82	480	59.9	1.22	650	54.6	1.81	900	55.4	2.47
300	62.8	0.73	480	65.8	1.11	650	60.6	1.63	900	61.7	2.22
300	67.6	0.67	480	74.2	0.98	650	69.4	1.42	900	67.8	2.02
300	79.1	0.58	480	79.3	0.92	650	76.3	1.29	900	77.0	1.77
300	89.7	0.51	480	92.2	0.79	650	86.0	1.15	900	95.8	1.43
300	98.9	0.46	480	103.7	0.70	650	91.9	1.07	900	101.8	1.34
300	108.1	0.42	480	113.3	0.64	650	106.8	0.92	900	117.7	1.16
300	118.2	0.39	480	124.2	0.59	650	120.2	0.82	900	124.5	1.10
			480	135.0	0.54	650	131.2	0.75	900	140.0	0.98
						650	144.0	0.69	900	148.9	0.92
									900	168.2	0.81
300	62.8	0.48									
300	67.6	0.44									
300	79.1	0.38	480	79.3	0.61	650	76.3	0.85	900	77.0	1.17
300	89.7	0.34	480	92.2	0.52	650	86.0	0.76	900	95.8	0.95
300	98.9	0.30	480	103.7	0.46	650	91.9	0.71	900	101.8	0.89
300	108.1	0.28	480	113.3	0.42	650	106.8	0.61	900	117.7	0.77
300	118.2	0.26	480	124.2	0.39	650	120.2	0.54	900	124.5	0.73
			480	135.0	0.36	650	131.2	0.50	900	140.0	0.65
						650	144.0	0.46	900	148.9	0.61
									900	168.2	0.54

C系列传动能力表(续)
C...(iN=3.15-280)

C Transmission capacity
C...(iN=3.15-280)

公称输入转速 Nominal Input Speed n_{1N} (r/min)	公称输出转速 Nominal Output Speed n_{2N} (r/min)	公称减速比代号 Nominal Ratio Code Code	公称减速比 Nominal Ratio i_N	额定输出扭矩 Rated Output Torque T_{2N} (N.m)	精确减速比 Exact Ratio iex	额定输入功率 Rated Intput Power P_{1N} (kW)	额定输出扭矩 Rated Output Torque T_{2N} (N.m)	精确减速比 Exact Ratio iex	额定输入功率 Rated Intput Power P_{1N} (kW)	额定输出扭矩 Rated Output Torque T_{2N} (N.m)	精确减速比 Exact Ratio iex	额定输入功率 Rated Intput Power P_{1N} (kW)
				C208 C308			C209 C309			C210 C310		
1450	460	B32	3.15									
	408	B36	3.55									
	363	B40	4				1900	3.99	72	3300	3.87	130
	322	B45	4.5	1300	4.50	43.9	1900	4.37	66	3300	4.33	116
	290	B50	5	1300	5.11	38.6	1900	5.16	56	3300	5.11	98
	259	B56	5.6	1300	5.47	36.1	1900	5.78	49.9	3300	5.54	90
	230	B63	6.3	1300	6.46	30.5	1900	6.18	46.7	3800	6.47	89
	204	B71	7.1	1300	7.27	27.2	2200	7.06	47.3	4100	7.17	87
	181	B80	8	1300	7.97	24.8	2200	7.85	42.5	4300	7.60	86
	161	B90	9	1300	9.20	21.4	2200	8.91	37.5	4300	8.64	76
	145	C10	10	1300	10.4	19.0	2200	10.1	33.0	4300	9.67	68
	129	C11	11.2	1300	11.3	17.4	2300	11.4	30.7	4300	10.7	61
	116	C13	12.5	1300	12.7	15.5	2300	12.1	28.8	4300	12.5	52
	104	C14	14	1300	13.9	14.2	2500	13.9	27.4	4400	13.8	48.4
	90.6	C16	16	1500	16.1	14.1	2500	15.4	24.6	4400	14.6	45.6
	80.6	C18	18	1500	17.2	13.3	2650	17.5	23.0	4400	16.6	40.1
	72.5	C20	20	1500	20.0	11.4	2650	19.6	20.5	4400	18.6	35.9
	64.7	C22	22.4	1500	22.1	10.3	2850	22.4	19.3	4500	20.7	33.0
	58.0	C25	25	1700	25.4	10.2	2850	23.9	18.1	4500	24.3	28.1
	51.8	C28	28	1800	28.6	9.6	3000	27.9	16.4	4500	26.6	25.7
	46.0	C32	31.5	1800	31.7	8.6	3200	32.3	15.0	4500	31.5	21.7
	40.8	C36	35.5	1800	36.4	7.5	3200	35.2	13.8	4500	35.2	19.4
	36.3	C40	40	1800	41.0	6.7	3200	39.6	12.3	4500	37.6	18.2
	32.2	C45	45	1800	44.0	6.2	3200	43.4	11.2	4500	43.1	15.9
	29.0	C50	50	1800	50.1	5.5	3200	50.1	9.7	4500	47.9	14.3
	25.9	C56	56	1800	55.6	4.92	3200	53.5	9.1	4500	54.3	12.6
	23.0	C63	63	1800	63.8	4.29	3200	63.4	7.7	4500	67.9	10.1
	20.4	C71	71	1800	71.7	3.81	3200	69.1	7.0	4500	72.5	9.4
	18.1	C80	80	1800	80.2	3.41	3200	77.8	6.2	4500	82.9	8.2
	16.1	C90	90	1800	89.3	3.06	3200	85.2	5.7	4500	92.2	7.4
	14.5	D10	100	1800	97.8	2.79	3200	98.5	4.93	4500	104.5	6.5
	12.9	D11	112	1800	106.4	2.57	3200	105.0	4.63	4500	117.2	5.8
	11.6	D13	125	1800	119.6	2.29	3200	121.3	4.01	4500	133.8	5.1
	10.4	D14	140	1800	131.0	2.09	3200	137.9	3.52	4500	142.6	4.79
	9.06	D16	160	1800	153.8	1.78	3200	153.2	3.17	4500	163.8	4.17
	8.06	D18	180	1800	170.9	1.60	3200	172.3	2.82	4500	184.3	3.71
	7.25	D20	200	1800	188.0	1.45	3200	189.6	2.56	4500	203.5	3.36
	6.47	D22	224				3200	207.1	2.35	4500	228.9	2.99
	5.80	D25	250				3200	239.9	2.03			
	5.18	D28	280				3200	264.6	1.84			
960	15.2	C63	63									
	13.5	C71	71									
	12.0	C80	80									
	10.7	C90	90									
	9.6	D10	100	1800	97.8	1.85	3200	98.5	3.26	4500	104.5	4.30
	8.54	D11	112	1800	106.4	1.70	3200	105.0	3.07	4500	117.2	3.84
	7.68	D13	125	1800	119.6	1.52	3200	121.3	2.65	4500	133.8	3.38
	6.89	D14	140	1800	131.0	1.38	3200	137.9	2.33	4500	142.6	3.17
	6	D16	160	1800	153.8	1.18	3200	153.2	2.10	4500	163.8	2.76
	5.34	D18	180	1800	170.9	1.06	3200	172.3	1.87	4500	184.3	2.46
	4.80	D20	200	1800	188.0	0.96	3200	189.6	1.69	4500	203.5	2.22
	4.28	D22	224				3200	207.1	1.56	4500	228.9	1.98
	3.84	D25	250				3200	239.9	1.34			
	3.43	D28	280				3200	264.6	1.22			

注：(1)红色线以上为2级传动的型号C2..，红色线以下为3级传动的型号C3..；

(2)齿轮马达的实际输出转速应是实际输入转速n1/精确减速比iex；

(3)齿轮马达的实际输入转速n1对应的额定输入功率应是：P1N=T2N*n1/(9550*iex)，公式中额定输出扭矩T2N不变。

Note:(1) Above the red line are two-stage transmission gearmotor models,model name C2...; Below the red line are three-stage transmission gearmotor models,model name C3...;

(2)Actual output speed of the gearmotor: Actual input speed (n1)/Exact ration (iex);

(3)Rated input power corresponding to actual input speed of the gearmotor: P1N=T2N*n1/(9550*iex),the rated output torque T2N in the formula remains unchanged.

额定输出扭矩 Rated Output Torque T_{2N} (N.m)	精确减速比 Exact Ratio iex	额定输入功率 Rated Intput Power P_{1N} (kW)	额定输出扭矩 Rated Output Torque T_{2N} (N.m)	精确减速比 Exact Ratio iex	额定输入功率 Rated Intput Power P_{1N} (kW)	额定输出扭矩 Rated Output Torque T_{2N} (N.m)	精确减速比 Exact Ratio iex	额定输入功率 Rated Intput Power P_{1N} (kW)	额定输出扭矩 Rated Output Torque T_{2N} (N.m)	精确减速比 Exact Ratio iex	额定输入功率 Rated Intput Power P_{1N} (kW)
C212 C312			C213 C313			C214 C314			C216 C316		
			5000	4.07	187	10000	4.00	380			
4300	4.37	149	5000	4.74	160	10000	4.47	340	16000	4.42	549
4300	4.89	134	5300	5.26	153	10000	4.97	305	16000	4.99	487
4300	5.77	113	5300	5.87	137	10000	5.60	271	16000	5.76	422
4600	6.26	112	5600	6.48	131	10000	6.45	235	16000	6.57	370
5100	7.31	106	6000	7.03	130	10000	7.12	213	16000	7.04	345
5600	8.10	105	8000	8.08	150	13000	7.89	250	17000	7.61	339
5800	8.59	103	8000	9.15	133	13000	8.74	226	17000	8.80	293
5800	9.8	90	8000	10.5	115	13000	9.77	202	17000	10.1	255
5800	10.8	82	8000	11.7	103	13000	10.9	182	17000	11.6	223
5800	12.6	70	8000	13.0	94	13000	12.2	161	17000	12.4	209
5800	14.0	63	8000	14.1	86	13000	14.1	140	17000	13.4	193
5800	16.9	52	8000	16.2	75	13000	15.6	127	18000	15.5	177
5800	18.9	46.6	8000	18.3	66	13000	17.3	114	18000	17.3	158
5800	19.1	46.2	8000	20.4	60	13000	19.2	103	18000	19.5	140
5800	20.9	42.2	8000	22.6	54	13000	21.8	91	18000	21.5	127
6000	24.7	36.9	8000	25.1	48.3	13000	24.2	82	18000	24.2	113
6300	27.7	34.6	8000	29.4	41.4	13000	29.5	67	18000	27.2	100
6300	30.1	31.8	8200	32.5	38.3	14000	32.7	65	18000	30.3	90
6300	35.5	26.9	8200	35.1	35.5	14000	36.5	58	18000	34.2	80
6300	39.8	24.0	8200	39.3	31.7	14000	40.3	53	18000	39.4	69
6300	42.5	22.5	8200	46.4	26.8	14000	43.7	48.6	18000	43.4	63
6300	48.6	19.7	8200	50.3	24.7	14000	50.3	42.3	18000	48.1	57
6300	54.1	17.7	8200	58.7	21.2	14000	55.3	38.4	18000	53.5	51
6300	61.3	15.6	8200	65.1	19.1	14000	64.5	33.0	18000	60.8	45.0
6300	73.5	13.0	8000	69.0	17.6	14000	71.6	29.7	18000	69.2	39.5
6300	84.0	11.4	8000	78.5	15.5	14000	79.8	26.6	18000	76.3	35.8
6300	93.4	10.2	8000	87.8	13.8	13500	88.1	23.3	18000	84.5	32.3
6300	105.9	9.03	8000	97.5	12.5	13500	95.6	21.4	18000	94.1	29.1
6300	118.7	8.06	8200	114.1	10.9	13500	109.9	18.6	18000	106.7	25.6
6300	135.5	7.06	8200	122.7	10.1	13500	124.5	16.5	18000	118.6	23.1
6300	144.4	6.62	8200	137.9	9.0	13500	138.6	14.8	18000	134.7	20.3
6300	166.0	5.76	8200	158.7	7.8	13500	153.4	13.4	18000	154.6	17.7
6300	186.7	5.12	8200	176.6	7.1	13500	179.1	11.4	18000	174.8	15.6
6300	206.3	4.64	8200	207.7	6.0	13500	190.0	10.8	18000	191.9	14.2
6300	231.9	4.12	8200	225.4	5.5	14000	215.5	9.9	18000	212.0	12.9
6300	252.4	3.79				14000	245.9	8.6			
6300	274.2	3.49									
6300	105.9	6	8000	97.5	8.3						
6300	118.7	5.3	8200	114.1	7.2						
6300	135.5	4.67	8200	122.7	6.7						
6300	144.4	4.38	8200	137.9	6.0						
6300	166.0	3.81	8200	158.7	5.2	13500	153.4	8.9	18000	154.6	11.7
6300	186.7	3.39	8200	176.6	4.70	13500	179.1	7.6	18000	174.8	10.3
6300	206.3	3.07	8200	207.7	3.97	13500	190.0	7.2	18000	191.9	9.4
6300	231.9	2.73	8200	225.4	3.64	14000	215.5	6.6	18000	212.0	8.5
6300	252.4	2.51				14000	245.9	5.7			
6300	274.2	2.31									

3.2 C.../C...组合型传动能力表 C.../C...（iN=100-18000）

3.2 C.../C... Combi-type Transmission capacity C.../C...（iN=100-18000）

公称输入转速 Nominal Input Speed	公称输出转速 Nominal Output Speed	公称减速比代号 Nominal Ratio Code	公称减速比 Nominal Ratio	额定输出扭矩 Rated Output Torque	精确减速比 Exact Ratio	额定输入功率 Rated Intput Power	额定输出扭矩 Rated Output Torque	精确减速比 Exact Ratio	额定输入功率 Rated Intput Power
n_{1N} (r/min)	n_{2N} (r/min)	Code	i_N	T_{2N} (N • m)	iex	P_{1N} (kW)	T_{2N} (N • m)	iex	P_{1N} (kW)
				C203/C201			C204/C203		
	14.50	D10	100	200	97.70	0.31	270	105.9	0.39
	12.90	D11	112	200	115.3	0.26	270	117.5	0.35
	11.60	D13	125	200	128.5	0.24	270	134.6	0.30
	10.36	D14	140	200	143.6	0.21	270	147.8	0.28
	9.06	D16	160	200	152.5	0.20	270	166.3	0.25
				C203/C301					
	8.06	D18	180	200	181.4	0.17	270	178.2	0.23
							C204/C303		
	7.25	D20	200	200	207.9	0.15	270	202.0	0.20
	6.47	D22	224	200	236.9	0.13	270	228.4	0.18
				C303/C201			C304/C203		
	5.80	D25	250	200	236.0	0.13	300	243.5	0.19
	5.18	D28	280	200	267.4	0.11	300	275.1	0.17
	4.60	D32	315	200	315.7		300	305.3	0.15
	4.08	D36	355	200	351.9		300	349.9	0.13
	3.63	D40	400	200	393.3		300	384.2	0.12
	3.22	D45	450	200	417.5		300	432.2	0.11
				C303/C301					
	2.90	D50	500	200	496.8		300	463.1	
							C304/C303		
	2.59	D56	560	200	569.3		300	524.8	
	2.30	D63	630	200	648.6		300	593.4	
	2.04	D71	710	200	703.8		300	675.7	
	1.81	D80	800	200	765.9		300	761.5	
	1.61	D90	900	200	848.7		300	864.4	
1450	1.45	E10	1000	200	948.8		300	922.7	
	1.29	E11	1120	200	1114		300	1039	
	1.16	E13	1250	200	1221		300	1183	
	1.04	E14	1400	200	1325		300	1341	
	0.91	E16	1600	200	1597		300	1516	
	0.81	E18	1800	200	1787		300	1633	
	0.73	E20	2000	200	1898		300	1911	
	0.65	E22	2240	200	3843		300	2168	
	0.58	E25	2500	200	2427		300	2455	
	0.52	E28	2800	200	2926		300	2776	
	0.46	E32	3150	200	3274		300	2989	
	0.41	E36	3550	200	3476		300	3498	
	0.36	E40	4000	200	3843		300	3969	
	0.32	E45	4500	200	4506		300	4371	
	0.29	E50	5000	200	5119		300	4779	
	0.26	E56	5600	200	5524		300	5225	
	0.23	E63	6300				300	6243	
	0.20	E71	7100				300	6826	
	0.18	E80	8000				300	7463	
	0.16	E90	9000						
	0.15	F10	10000						
	0.13	F11	11200						
	0.12	F13	12500						
	0.10	F14	14000						
	0.09	F16	16000						
	0.08	F18	18000						

额定输出扭矩 Rated Output Torque T_{2N} (N・m)	精确减速比 Exact Ratio iex	额定输入功率 Rated Intput Power P_{1N} (kW)	额定输出扭矩 Rated Output Torque T_{2N} (N・m)	精确减速比 Exact Ratio iex	额定输入功率 Rated Intput Power P_{1N} (kW)	额定输出扭矩 Rated Output Torque T_{2N} (N・m)	精确减速比 Exact Ratio iex	额定输入功率 Rated Intput Power P_{1N} (kW)
C205/C203			C206/C203			C307/C203		
430	96.2	0.68	520	100.3	0.79	800	101.1	1.20
430	106.8	0.61	520	111.3	0.71	800	112.1	1.08
430	122.4	0.53	520	127.5	0.62	800	128.5	0.95
430	134.4	0.49	520	140.0	0.56	800	141.1	0.86
430	151.2	0.43	520	157.5	0.50	800	158.8	0.77
430	162.0	0.40	520	168.8	0.47	800	170.1	0.71
C205/C303			C206/C303			C307/C303		
430	183.6	0.36	520	191.3	0.41	800	192.8	0.63
430	207.6	0.31	520	216.3	0.37	800	218.0	0.56
C305/C203			C306/C203			C307/C203		
480	256.3	0.28	650	242.8	0.41	900	262.0	0.52
480	289.5	0.25	650	274.3	0.36	900	295.9	0.46
480	321.3	0.23	650	304.4	0.32	900	328.4	0.42
480	368.2	0.20	650	348.8	0.28	900	376.4	0.36
480	404.3	0.18	650	383.0	0.26	900	413.3	0.33
480	454.9	0.16	650	430.9	0.23	900	464.9	0.29
480	487.4	0.15	650	461.7	0.21	900	498.2	0.27
C305/C303			C306/C303			C307/C303		
480	552.3	0.13	650	523.3	0.19	900	564.6	0.24
480	624.5	0.12	650	591.7	0.17	900	638.4	0.21
480	711.2	0.10	650	673.7	0.15	900	726.9	0.19
480	801.4		650	759.2	0.13	900	819.2	0.17
480	909.7		650	861.8	0.11	900	929.9	0.15
480	971.1		650	920.0		900	992.6	0.14
480	1094		650	1036		900	1118	0.12
480	1245		650	1180		900	1273	0.11
480	1412		650	1337		900	1443	
480	1596		650	1512		900	1631	
480	1718		650	1628		900	1756	
480	2011		650	1905		900	2055	
480	2282		650	2161		900	2332	
480	2573		570	2369		900	2412	
480	2908		570	2679		900	2727	
480	3132		570	2885		900	2937	
480	3665		570	3375		900	3437	
480	4159		570	3830		900	3899	
480	4580		570	4218		900	4294	
480	5007		570	4612		900	4695	
480	5475		570	5042		900	5133	
480	6417		570	5979		900	6668	
480	7016		570	6537		800	7290	
480	7671		570	7147		800	7971	

C.../C...组合型传动能力表(续)

C.../C... Combi-type transmission capacity

C.../C...（iN=100-18000）

C.../C...（iN=100-18000）

公称输入转速 Nominal Input Speed	公称输出转速 Nominal Output Speed	公称减速比代号 Nominal Ratio Code	公称减速比 Nominal Ratio	额定输出扭矩 Rated Output Torque	精确减速比 Exact Ratio	额定输入功率 Rated Intput Power	额定输出扭矩 Rated Output Torque	精确减速比 Exact Ratio	额定输入功率 Rated Intput Power	额定输出扭矩 Rated Output Torque	精确减速比 Exact Ratio	额定输入功率 Rated Intput Power
n_{1N} (r/min)	n_{2N} (r/min)	Code	i_N	T_{2N} (N・m)	iex	P_{1N} (kW)	T_{2N} (N・m)	iex	P_{1N} (kW)	T_{2N} (N・m)	iex	P_{1N} (kW)
				C208/C205			C209/C205			C210/C207		
	14.50	D10	100	1300	101.3	1.95	2300	96.6	3.62	4300	101.6	6.42
	12.90	D11	112	1300	115.1	1.72	2300	109.6	3.19	4300	112.6	5.80
	11.60	D13	125	1300	122.7	1.61	2300	116.9	2.99	4300	128.8	5.07
	10.36	D14	140	1300	137.2	1.44	2300	130.7	2.67	4300	145.0	4.50
										C210/C307		
	9.06	D16	160	1300	152.4	1.30	2300	145.2	2.41	4300	157.5	4.15
	8.06	D18	180	1300	190.5	1.04	2300	181.5	1.92	4300	181.3	3.60
	7.25	D20	200	1300	208.3	0.95	2300	198.4	1.76	4300	192.5	3.39
	6.47	D22	224	1300	237.5	0.83	2300	226.3	1.54	4300	221.3	2.95
				C308/C205			C309/C205			C310/C207		
	5.80	D25	250	1800	263.9	1.04	3200	255.2	1.90	4500	251.3	2.72
	5.18	D28	280	1800	290.5	0.94	3200	280.9	1.73	4500	286.2	2.39
	4.60	D32	315	1800	329.8	0.83	3200	318.9	1.52	4500	317.2	2.15
	4.08	D36	355	1800	351.6	0.78	3200	340.0	1.43	4500	362.6	1.88
	3.63	D40	400	1800	393.1	0.70	3200	380.2	1.28	4500	408.3	1.67
										C310/C307		
	3.22	D45	450	1800	436.8	0.63	3200	422.4	1.15	4500	443.5	1.54
	2.90	D50	500	1800	546.0	0.50	3200	528.0	0.92	4500	510.4	1.34
	2.59	D56	560	1800	597.0	0.46	3200	577.3	0.84	4500	542.1	1.26
	2.30	D63	630	1800	680.7	0.40	3200	658.2	0.74	4500	623.0	1.10
	2.04	D71	710	1800	724.4	0.38	3200	700.5	0.69	4500	728.6	0.94
				C308/C305			C309/C305					
	1.81	D80	800	1800	815.4	0.34	3200	788.5	0.62	4500	816.6	0.84
	1.61	D90	900	1800	917.3	0.30	3200	887.0	0.55	4500	932.8	0.73
1450	1.45	E10	1000	1800	1034	0.26	3200	1000	0.49	4500	996.2	0.69
	1.29	E11	1120	1800	1147	0.24	3200	1109	0.44	4500	1140	0.60
	1.16	E13	1250	1800	1314	0.21	3200	1271	0.38	4500	1299	0.53
	1.04	E14	1400	1800	1445	0.19	3200	1397	0.35	4500	1338	0.51
	0.91	E16	1600	1800	1714	0.16	3200	1658	0.29	4500	1535	0.45
	0.81	E18	1800	1800	1904	0.14	3200	1841	0.26	4500	1742	0.39
	0.73	E20	2000	1800	2180	0.13	3200	2108	0.23	4500	1950	0.35
	0.65	E22	2240	1800	2395	0.11	3200	2316	0.21	4500	2172	0.31
	0.58	E25	2500	1800	2533		3200	2517	0.19	4500	2580	0.26
	0.52	E28	2800	1800	3005		3200	2986	0.16	4500	2960	0.23
	0.46	E32	3150	1800	3337		3200	3316	0.15	4500	3361	0.20
	0.41	E36	3550	1800	3822		3200	3798	0.13	4500	3762	0.18
	0.36	E40	4000	1800	4198		3200	4172	0.12	4500	4189	0.16
	0.32	E45	4500	1800	4734		3200	4704	0.10	4500	4604	0.15
	0.29	E50	5000	1800	5059		3200	5028		4500	5228	0.13
	0.26	E56	5600	1800	5882		3200	5845		4500	6505	0.11
	0.23	E63	6300	1800	6626		3200	6322		4500	6912	
	0.20	E71	7100	1500	7081		2800	6756		4500	7099	
	0.18	E80	8000	1500	8233		2800	7855		4500	8833	
	0.16	E90	9000	1500	9260		2800	8835		4500	9386	
	0.15	F10	10000	1500	10118		2800	9653		4500	10852	
	0.13	F11	11200	1500	11091		2800	10582		4500	11479	
	0.12	F13	12500	1500	12056		2800	11502		4500	12908	
	0.10	F14	14000							4500	13729	
	0.09	F16	16000							4500	15508	
	0.08	F18	18000									

额定输出扭矩 Rated Output Torque T_{2N} (N·m)	精确减速比 Exact Ratio iex	额定输入功率 Rated Intput Power P_{1N} (kW)	额定输出扭矩 Rated Output Torque T_{2N} (N·m)	精确减速比 Exact Ratio iex	额定输入功率 Rated Intput Power P_{1N} (kW)	额定输出扭矩 Rated Output Torque T_{2N} (N·m)	精确减速比 Exact Ratio iex	额定输入功率 Rated Intput Power P_{1N} (kW)
C213/C207			C214/C208			C216/C210		
7300	105.7	10.49	14000	97.2	21.9	16000	94.2	25.8
7300	117.1	9.46	14000	112.2	18.9	16000	107.1	22.7
7300	133.9	8.28	14000	126.9	16.8	16000	119.9	20.3
7300	150.8	7.35	14000	137.9	15.4	16000	132.7	18.3
C213/C307								
7300	163.8	6.77	14000	154.9	13.7	16000	155.0	15.7
7300	188.5	5.88	14000	169.6	12.5	16000	171.1	14.2
7300	200.2	5.54	14000	196.4	10.8	16000	181.0	13.4
7300	230.1	4.82	14000	209.8	10.1	16000	205.8	11.8
C313/C207			C314/C207			C316/C209		
8200	250.6	4.97	14000	260.6	8.2	18000	241.5	11.3
8200	285.4	4.36	14000	296.7	7.2	18000	268.5	10.2
8200	316.3	3.94	14000	328.9	6.5	18000	304.7	9.0
8200	361.5	3.44	14000	376.0	5.7	18000	345.4	7.9
8200	407.2	3.06	14000	423.4	5.02	18000	389.9	7.0
C313/C307			C314/C307					
8200	442.3	2.82	14000	459.9	4.62	18000	413.8	6.6
8200	509.0	2.45	14000	529.3	4.02	18000	475.4	5.8
8200	540.5	2.30	14000	562.1	3.78	18000	526.7	5.2
8200	621.3	2.00	14000	646.1	3.29	18000	598.5	4.57
8200	726.6	1.71	14000	755.6	2.81	18000	670.3	4.08
8200	814.3	1.53	14000	846.8	2.51	18000	766.1	3.57
8200	930.2	1.34	14000	967.3	2.20	18000	817.4	3.34
						C316/C309		
8200	993.3	1.25	14000	1033	2.06	18000	954.2	2.86
8200	1137	1.09	14000	1183	1.80	18000	1105	2.47
8200	1295	0.96	14000	1347	1.58	18000	1204	2.27
8200	1334	0.93	14000	1387	1.53	18000	1354	2.02
8200	1530	0.81	14000	1591	1.34	18000	1484	1.84
8200	1737	0.72	14000	1807	1.18	18000	1713	1.60
8200	1945	0.64	14000	2022	1.05	18000	1830	1.49
8200	2166	0.57	14000	2252	0.94	18000	2168	1.26
8200	2474	0.50	14000	2451	0.87	18000	2408	1.14
8200	2838	0.44	14000	2812	0.76	18000	2639	1.04
8200	3222	0.39	14000	3193	0.67	18000	3046	0.90
8200	3607	0.35	14000	3573	0.59	18000	3253	0.84
8200	4017	0.31	14000	3980	0.53	18000	3855	0.71
8200	4414	0.28	14000	4373	0.49	18000	4201	0.65
8200	5013	0.25	14000	4967	0.43	18000	4730	0.58
8200	6237	0.20	14000	6179	0.34	18000	5180	0.53
8200	6627	0.19	14000	6566	0.32	18000	5839	0.47
8000	6761	0.18	13500	6784	0.30	17000	6574	0.39
8000	8411	0.14	13500	8440	0.24	17000	7199	0.36
8000	8938	0.14	13500	8969	0.23	17000	8323	0.31
8000	10334	0.12	13500	10369	0.20	17000	8873	0.29
8000	10931	0.11	13500	10968	0.19	17000	10250	0.25
8000	12292		13500	12334	0.17	17000	11653	0.22
8000	13073		13500	13118	0.16	17000	12945	0.20
8000	14768		13500	14818	0.14	17000	14559	0.18
						17000	16021	0.16

4 允许的径向力

4 Permissble Radial Force

4.1 允许的输入轴径向力Fr1(N)

4.1 Radial force on input shaft Fr1(N)

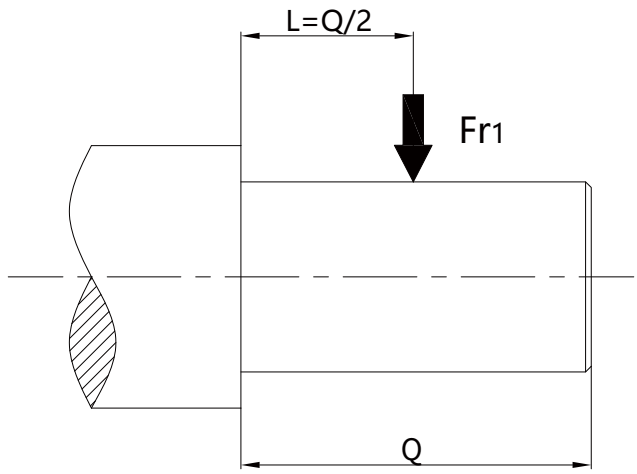

	Fr1 (N)													
	C200 C300	C201 C301	C103 C203 C303	C104 C204 C304	C205 C305	C106 C206 C306	C107 C207 C307	C108 C208 C308	C109 C209 C309	C110 C210 C310	C212 C312	C213 C313	C214 C314	C216 C316
AE2	/	/	803	803	803	803	803	803	/	/	/	/	/	/
AE3	/	/	/	1504	1504	1504	1504	1504	1504	1504	1504	/	/	/
AE4	/	/	/	/	/	/	2188	2188	2188	2188	2188	2188	2188	2188
AE5	/	/	/	/	/	/	/	4207	4207	4207	4207	4207	4207	4207
AE6	/	/	/	/	/	/	/	/	5664	5664	5664	5664	5664	5664
AE7	/	/	/	/	/	/	/	/	/	/	/	9957	9957	9957
AE8	/	/	/	/	/	/	/	/	/	/	/	12546	12546	12546

4.2 允许的输出轴径向力Fr2(N)

4.2 Radial force on output shaft Fr2(N)

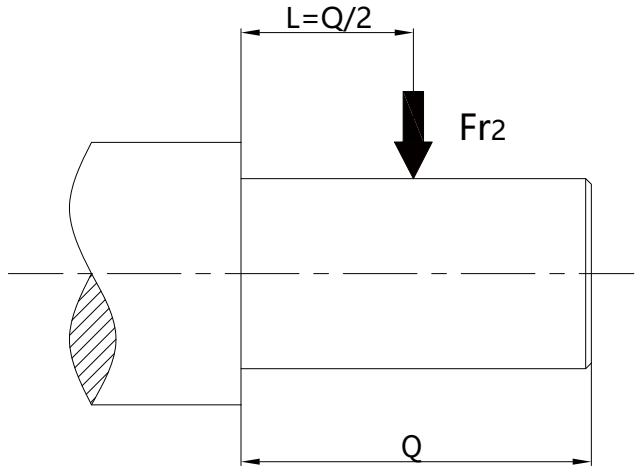

n2N (r/min)	Fr2(N)						
	C103	C104	C106	C107	C108	C109	C110
1120～1250	60	118	245	295	340	390	450
1000～1120	60	118	245	315	360	410	480
850～1000	60	118	245	335	380	490	590
800～900	60	118	245	356	485	643	760
710～800	60	118	245	356	485	673	830
630～710	85	118	260	463	570	725	950
560～630	106	138	1430	1741	1825	2080	2610
500～560	213	298	2468	2780	2875	3104	3349
450～500	276	685	2675	2920	3186	3486	3800
400～450	350	1466	2975	3400	3701	3964	4771
355～400	468	1754	3283	4558	4845	5314	5898
315～355	/	1839	3560	4781	5844	6566	7450
280～315	/	/	3803	5206	6354	7471	8341
250～280	/	/	3803	5568	6715	7783	9648
224～250	/	/	/	5950	7279	7948	10306
≤224	/	/	/	6333	7843	7948	/

n2N (r/min)	Fr2(N)													
	C200 C300	C201 C301	C203 C303	C204 C304	C205 C305	C206 C306	C207 C307	C208 C308	C209 C309	C210 C310	C212 C312	C213 C313	C214 C314	C216 C316
355～500	210	350	/	/	/	/	/	/	/	/	/	/	/	/
250～355	246	410	684	2052	3102	4689	6096	8082	8865	10170	17770	31050	44370	/
224～250	256	427	711	2223	3344	5031	6540	8505	9450	11160	18989	32310	47800	/
200～224	324	540	900	2358	3505	5211	6774	8802	9810	11520	19718	33750	52560	/
180～224	557	929	1548	2448	3584	5247	6821	9180	10170	12420	20879	35100	48735	/
160～180	557	929	1548	2502	3663	5364	6973	9450	10710	11995	17262	24840	44910	67575
125～160	590	983	1638	2601	3859	5724	5841	9720	10890	11160	17674	27990	51600	74250
112～125	586	977	1629	2772	4073	5985	6066	10260	11430	12420	19695	31230	55710	79830
100～112	609	1015	1692	2840	4174	6134	6206	10490	11700	12960	20492	32400	57060	82125
90～100	651	1085	1809	2907	4273	6282	6651	10890	12240	13860	21915	34650	56430	91215
80～90	774	1291	2151	3033	4433	6480	6858	11340	12600	14400	22337	34650	60300	98010
71～80	833	1388	2313	3177	4537	6480	7182	11700	12960	14740	24022	39150	60300	100260
63～71	833	1388	2313	3258	4585	6453	7425	11970	13320	15570	24689	39150	58140	108000
56～63	1251	2084	3474	3543	4936	6876	9090	12510	14318	17280	27718	44460	58140	108000
45～56	1225	2041	3402	3645	5075	7065	9009	12510	14136	18090	29678	48690	56430	108000
40～45	1335	2225	3708	4221	5461	7065	8928	14400	16272	19395	30531	48060	56430	108000
35.5～40	1471	2452	4086	4167	5314	6777	8928	15120	16740	20700	31541	48060	56430	108000
31.5～35.5	1575	2624	4374	4437	5351	6453	8928	15210	17820	22050	32553	48060	56430	108000
28～31.5	1604	2673	4455	4635	5469	6453	8928	15210	17820	22950	33211	48060	56430	108000
25～28	1604	2673	4455	4815	5574	6453	8928	12150	17820	23940	33920	48060	56430	108000
22.4～25	1604	2673	4455	4878	5611	6453	8928	13680	17820	25200	34801	48060	56430	108000
≤22.4	1604	2673	4455	4878	5611	6453	8928	14220	17820	26280	35539	48060	56430	108000

5 外形尺寸图

5.1 C.00~C.16+MP

5 Dimensions

5.1 C.00~C.16+MP

C103

C103H

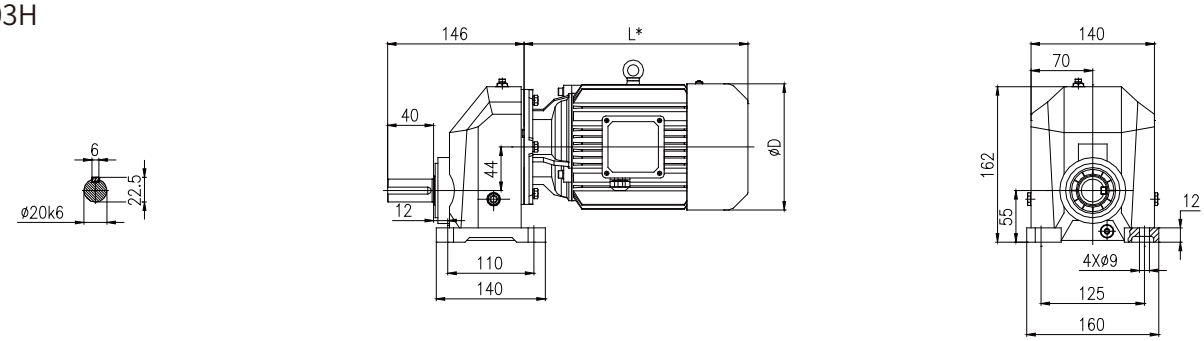

C103F

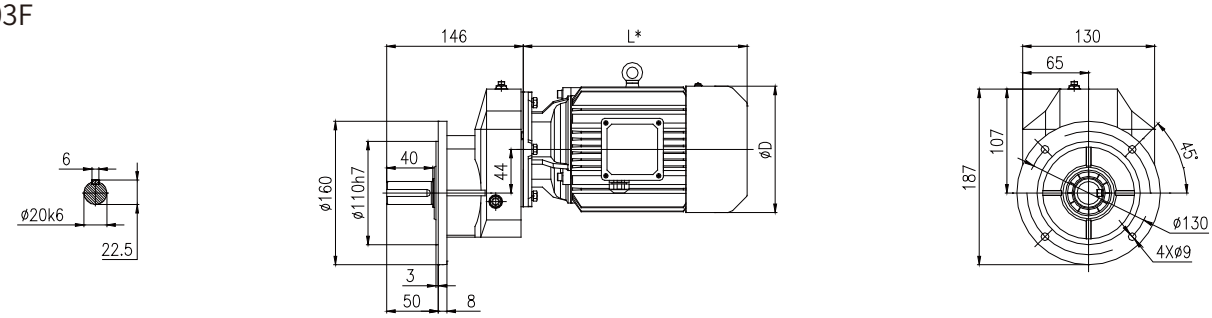

C104

C104H

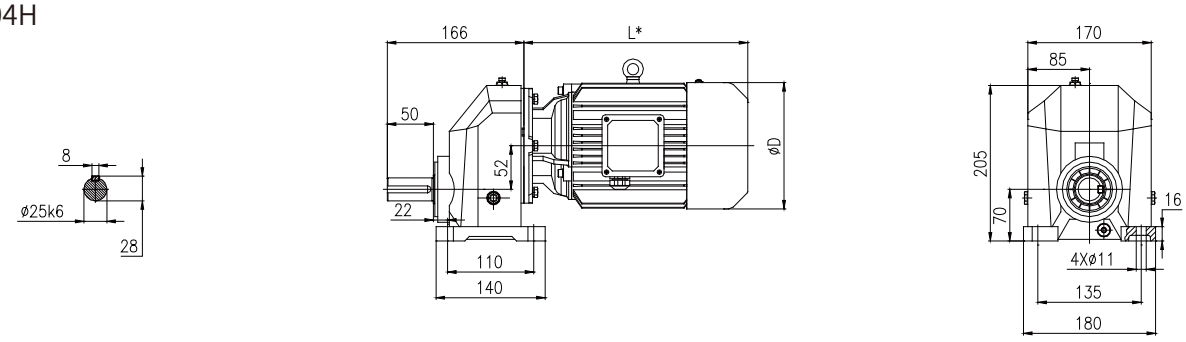

C104F

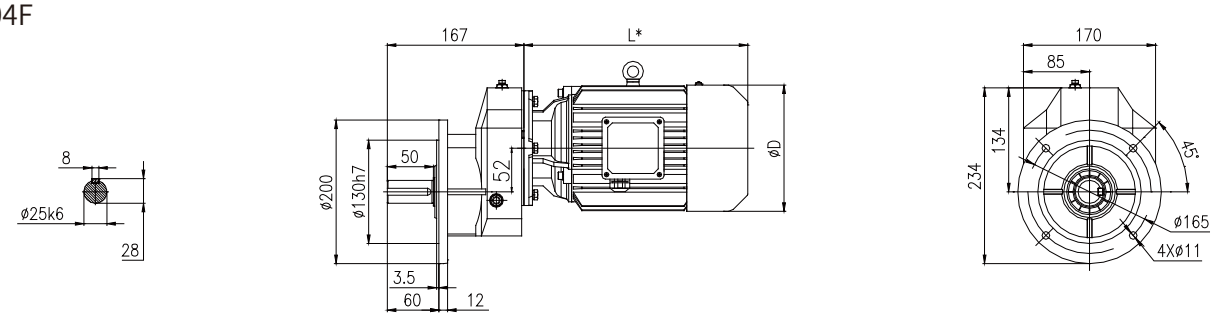

MP motor dimension for C103

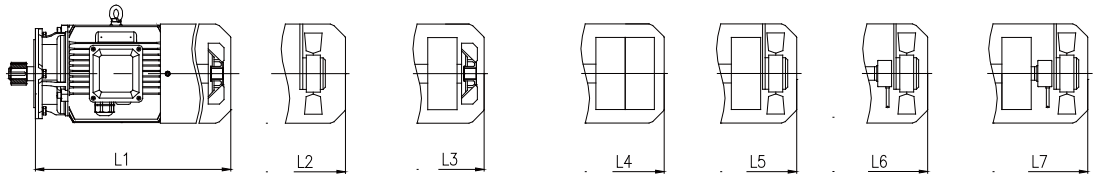

Fan | Driven fan | Brake + fan | Double brake | Brake + Driven fan | Encorder + Driven fan | Brake + Encorder + Driven fan

P_1/kW	i_N	MP						D
		L1	L2	L3	L5	L6	L7	
0.12	1.25-4	206	261	241	296	/	/	124
0.18	1.25-4	206	261	241	296	/	/	124
0.25	1.25-4	223	268	263	313	313	353	139
0.37	1.25-4	223	268	263	313	313	353	139
0.55	1.25-4	299	344	359	404	404	454	162
0.75	1.25-4	299	344	359	404	404	454	162
1.1	1.25-2.24	322	367	377	422	422	477	176
1.5	1.25-2.24	347	392	402	447	447	502	176
2.2	1.25-2.24	394	434	469	509	509	564	202

MP motor dimension for C104

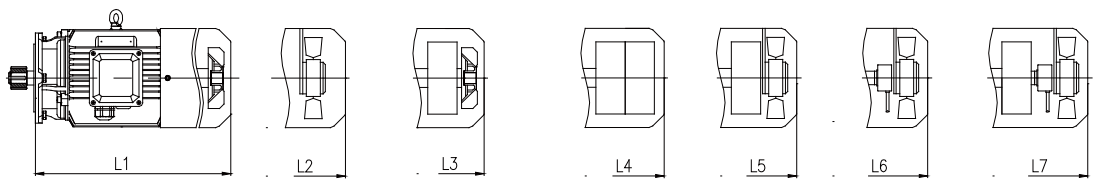

Fan | Driven fan | Brake + fan | Double brake | Brake + Driven fan | Encorder + Driven fan | Brake + Encorder + Driven fan

P_1/kW	i_N	MP						D
		L1	L2	L3	L5	L6	L7	
0.12	1.25-4.5	206	261	241	296	/	/	124
0.18	1.25-4.5	206	261	241	296	/	/	124
0.25	1.25-4.5	223	268	263	313	313	353	139
0.37	1.25-4.5	223	268	263	313	313	353	139
0.55	1.25-4.5	299	344	359	404	404	454	162
0.75	1.25-4.5	299	344	359	404	404	454	162
1.1	1.25-2.8	322	367	377	422	422	477	176
1.5	1.25-2.8	347	392	402	447	447	502	176
2.2	1.25-2.8	394	434	469	509	509	564	202
3	1.25-2.8	394	434	469	509	509	564	202
4	1.25-2.8	459	509	534	584	584	639	220

C106

C106H

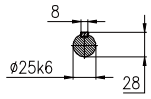

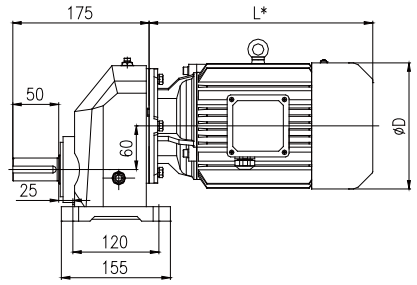

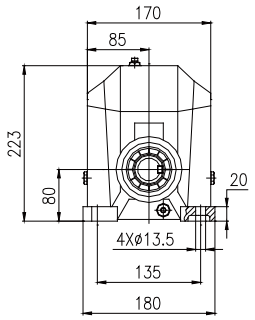

C106F

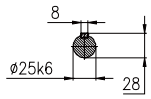

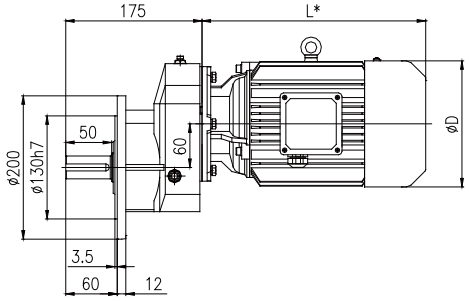

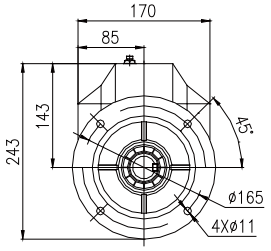

C107

C107H

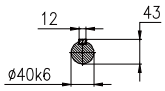

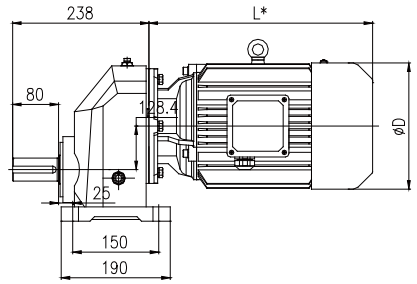

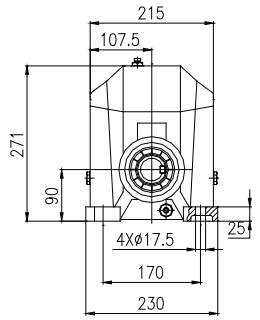

C107F

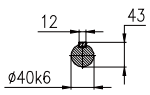

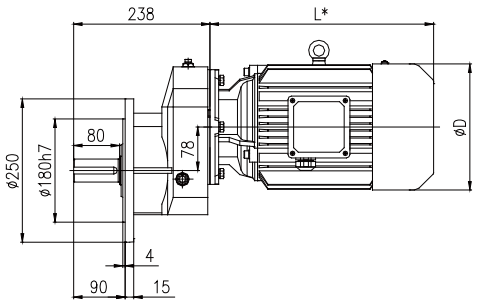

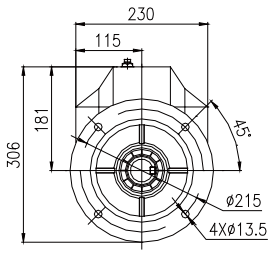

MP motor dimension for C106

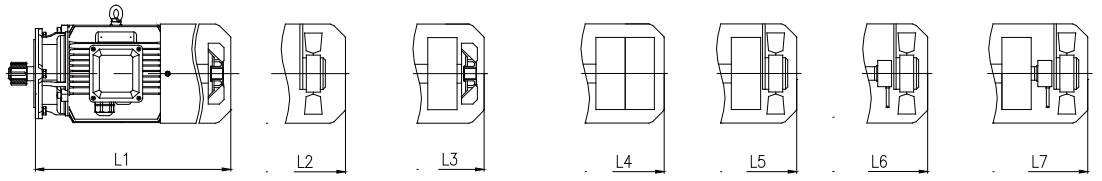

Fan | Driven fan | Brake + fan | Double brake | Brake + Driven fan | Encorder + Driven fan | Brake + Encorder + Driven fan

P_1/kW	i_N	MP						D
		L1	L2	L3	L5	L6	L7	
0.25	1.25-5.6	224	269	264	314	314	354	139
0.37	1.25-5.6	224	269	264	314	314	354	139
0.55	1.25-5.6	300	345	360	405	405	455	162
0.75	1.25-5.6	300	345	360	405	405	455	162
1.1	1.25-3.55	323	368	378	423	423	478	176
1.5	1.25-3.55	348	393	403	448	448	503	176
2.2	1.25-3.55	395	435	470	510	510	565	202
3	1.25-3.55	395	435	470	510	510	565	202
4	1.25-3.55	459	509	534	584	584	639	220
5.5	1.25-1.4	470	520	550	595	595	650	259
7.5	1.25-1.4	508	558	588	633	633	688	259

MP motor dimension for C107

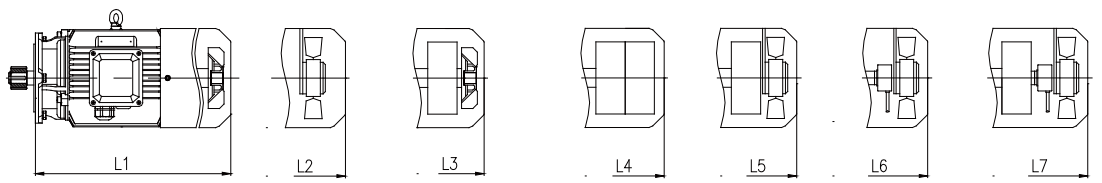

Fan | Driven fan | Brake + fan | Double brake | Brake + Driven fan | Encorder + Driven fan | Brake + Encorder + Driven fan

P_1/kW	i_N	MP						D
		L1	L2	L3	L5	L6	L7	
0.25	1.25-7.1	224	269	264	314	314	354	139
0.37	1.25-7.1	224	269	264	314	314	354	139
0.55	1.25-7.1	300	345	360	405	405	455	162
0.75	1.25-7.1	300	345	360	405	405	455	162
1.1	1.25-4.5	323	368	378	423	423	478	176
1.5	1.25-4.5	348	393	403	448	448	503	176
2.2	1.25-4.5	395	435	470	510	510	565	202
3	1.25-4.5	395	435	470	510	510	565	202
4	1.25-4.5	459	509	534	584	584	639	220
5.5	1.25-2	459	509	539	584	584	639	259
7.5	1.25-2	497	547	577	622	622	677	259
11	1.25-2	551	586	646	676	676	726	314

C108

C108H

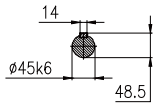

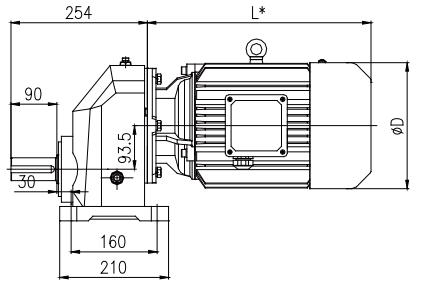

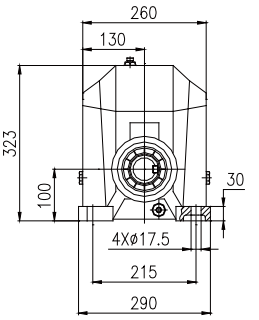

C108F

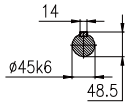

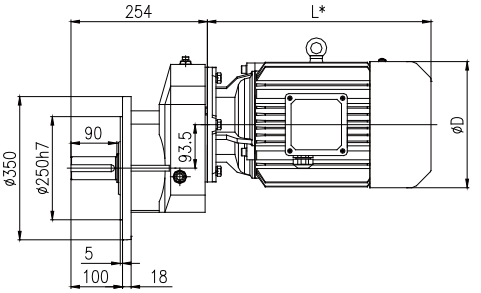

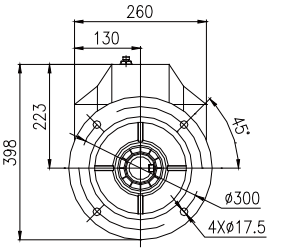

C109

C109H

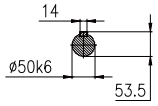

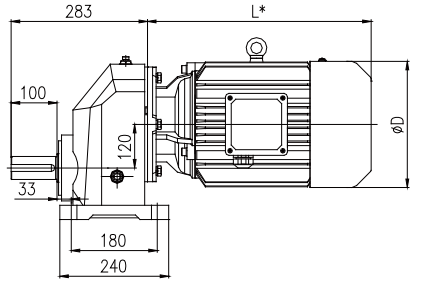

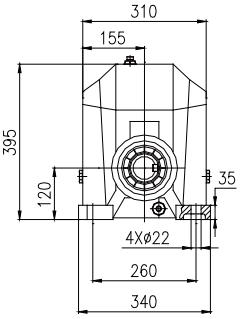

C109F

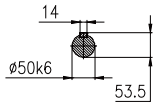

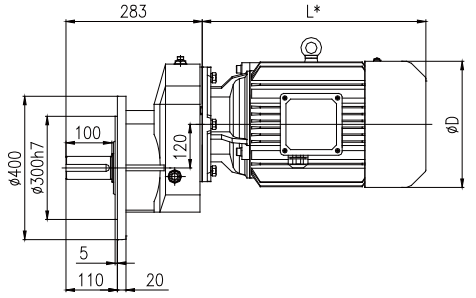

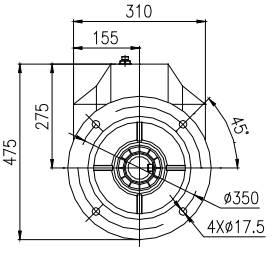

MP motor dimension for C108

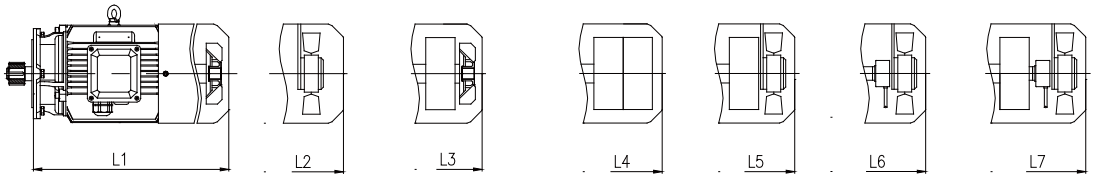

Fan | Driven fan | Brake + fan | Double brake | Brake + Driven fan | Encorder + Driven fan | Brake + Encorder + Driven fan

P_1/kW	i_N	MP						D
		L1	L2	L3	L5	L6	L7	
0.75	3.15-7.1	300	345	360	405	405	455	162
1.1	1.25-5.6	323	368	378	423	423	478	176
1.5	1.25-5.6	348	393	403	448	448	503	176
2.2	1.25-5.6	395	435	470	510	510	565	202
3	1.25-5.6	395	435	470	510	510	565	202
4	1.25-5.6	459	509	534	584	584	639	220
5.5	1.25-2.8	470	520	550	595	595	650	259
7.5	1.25-2.8	508	558	588	633	633	688	259
11	1.25-2.8	550	585	645	675	675	725	314
15	1.25-2.8	580	615	675	705	705	755	314
18.5	1.25-2.8	621	651	731	756	756	801	356
22	1.25-2.8	669	699	779	804	804	849	356

MP motor dimension for C109

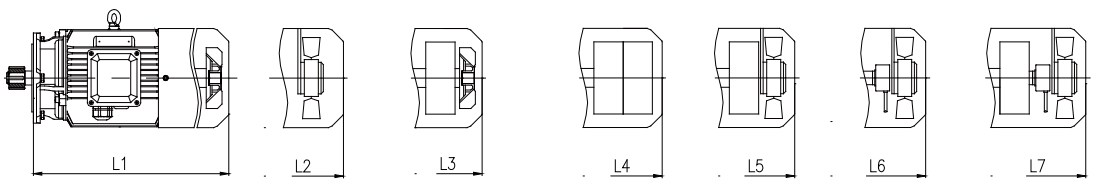

Fan | Driven fan | Brake + fan | Double brake | Brake + Driven fan | Encorder + Driven fan | Brake + Encorder + Driven fan

P_1/kW	i_N	MP						D
		L1	L2	L3	L5	L6	L7	
1.5	1.25-7.1	340	385	395	440	440	495	176
2.2	1.25-7.1	387	427	462	502	502	557	202
3	1.25-7.1	387	427	462	502	502	557	202
4	1.25-7.1	451	501	526	576	576	631	220
5.5	1.25-4	459	509	539	584	584	639	259
7.5	1.25-4	497	547	577	622	622	677	259
11	1.25-4	551	586	646	676	676	726	314
15	1.25-4	581	616	676	706	706	756	314
18.5	1.25-4	615	645	725	750	750	795	356
22	1.25-4	663	693	773	798	798	843	356
30	1.25-2.8	705	710	820	825	825	870	398

C110

C110H

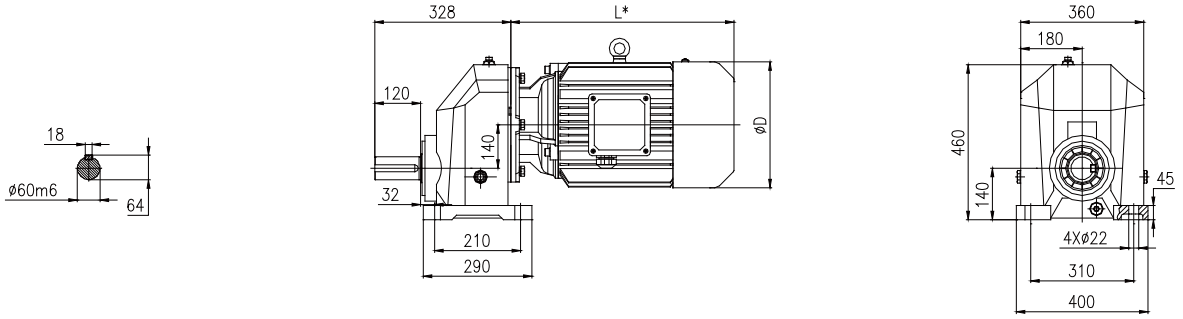

C110F

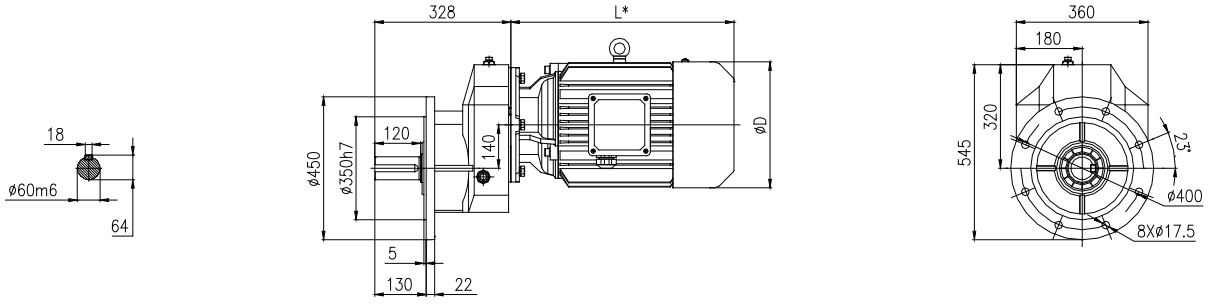

MP motor dimension for C110

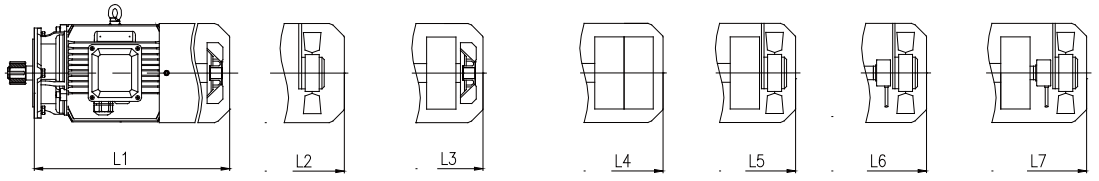

Fan | Driven fan | Brake + fan | Double brake | Brake + Driven fan | Encorder + Driven fan | Brake + Encorder + Driven fan

P_1/kW	i_N	MP						D
		L1	L2	L3	L5	L6	L7	
1.5	71-160	331	376	386	431	431	486	176
2.2	50-160	378	418	453	493	493	548	202
3	35.5-160	378	418	453	493	493	548	202
4	25-140	442	492	517	567	567	622	220
5.5	16-80	451	501	531	576	576	631	259
7.5	8-71	489	539	569	614	614	669	259
11	7.1-50	550	585	645	675	675	725	314
15	7.1-35.5	580	615	675	705	705	755	314
18.5	7.1-28	621	651	731	756	756	801	356
22	7.1-25	669	699	779	804	804	849	356
30	8-50	705	710	820	825	825	870	398
37	8-40	746	776	861	891	891	936	446
45	8-35.5	746	776	861	891	891	936	446

C200/C300

C200H
C300H

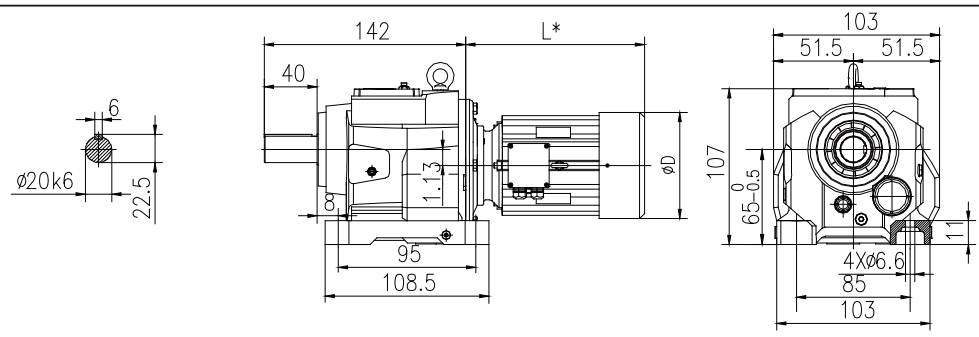

C200F
C300F

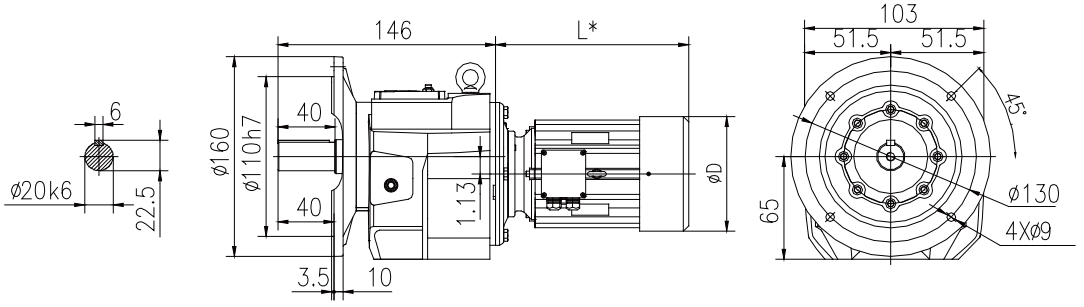

C201/C301

C201H
C301H

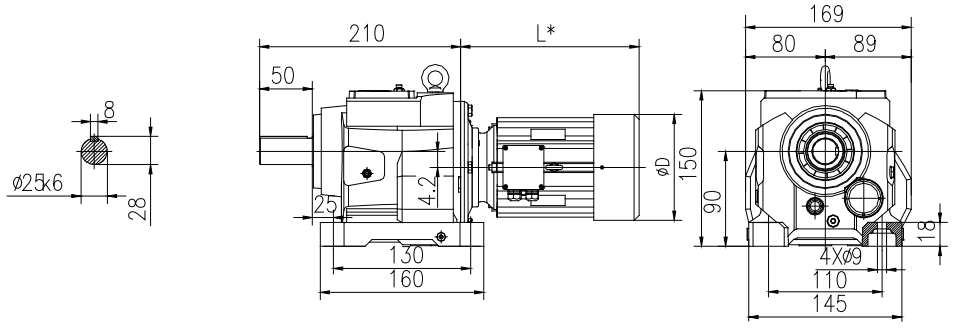

C201F
C301F

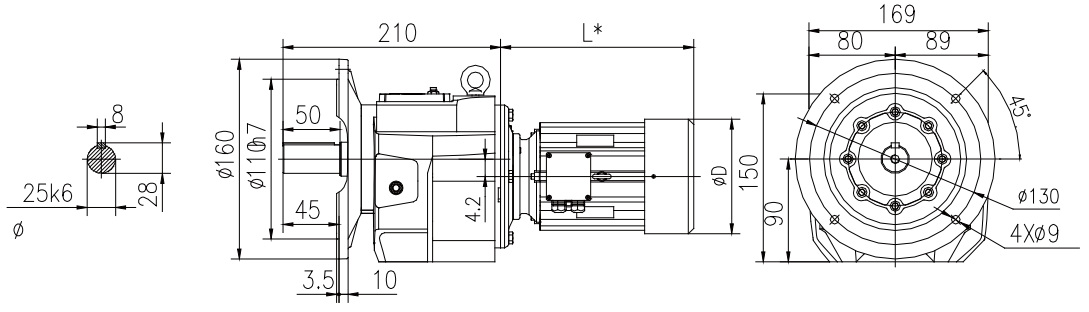

C201S
C301S

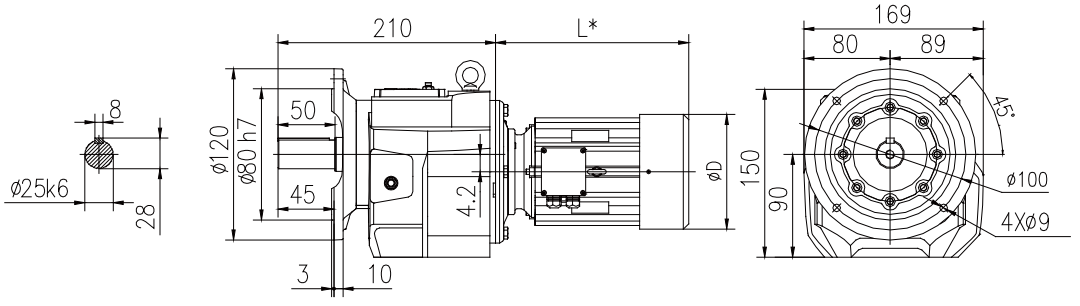

MP motor dimension for C103

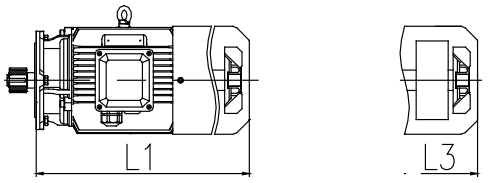

Fan

Brake + fan

P_1/kW	i_N	MP		D
		L1	L3	
0.09	3.15-71	/	/	124
0.12	3.15-71	/	/	124
0.18	3.15-50	198	233	124
0.25	3.15-35.5	/	/	139
0.37	3.15-25	211	246	139

MP motor dimension for C104

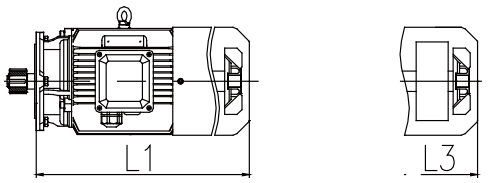

Fan

Brake + fan

P_1/kW	i_N	MP		D
		L1	L3	
0.12	3.55-90	206	241	124
0.18	3.55-90	206	241	124
0.25	3.55-63	/	/	124
0.37	3.55-40	218	253	139
0.55	3.55-31.5	/	/	139

C203/C303

C203H
C303H

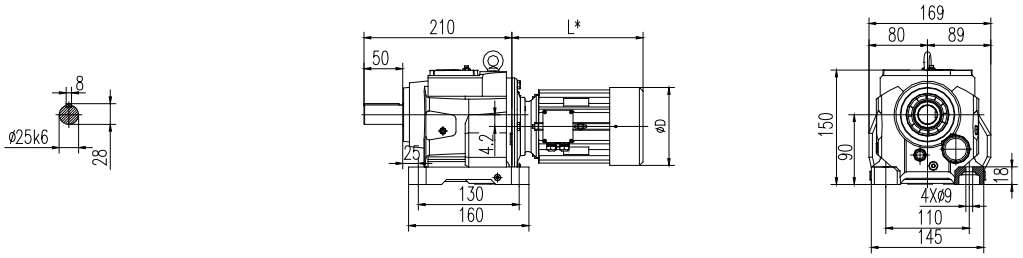

C203F
C303F

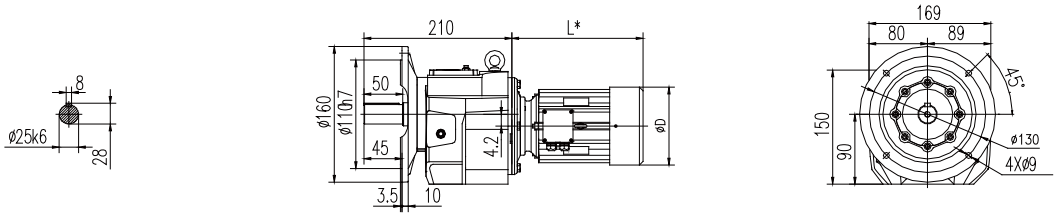

C203S
C303S

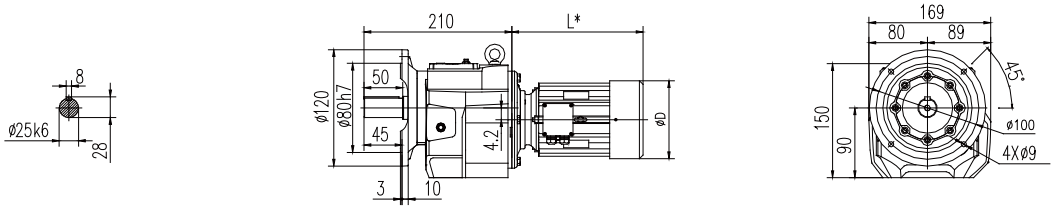

C204/C304

C204H
C304H

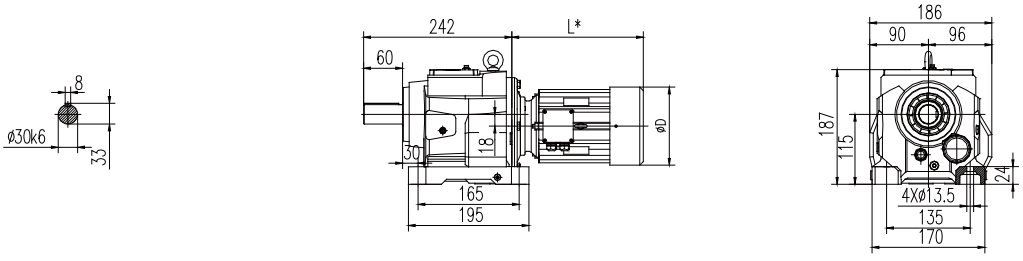

C204F
C304F

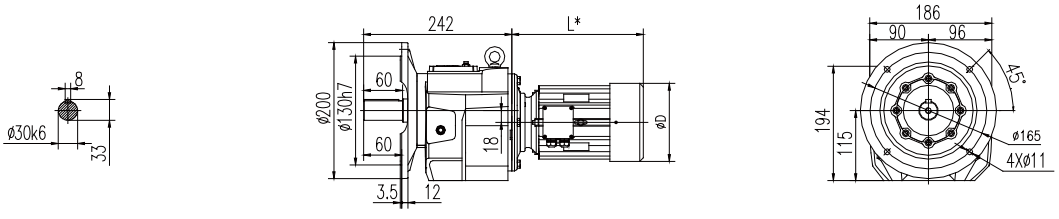

C204S
C304S

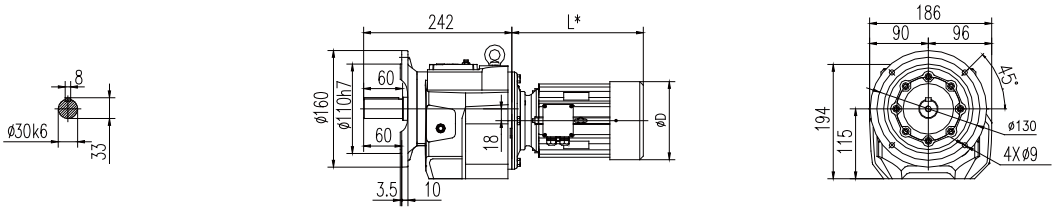

MP motor dimension for C203/C303

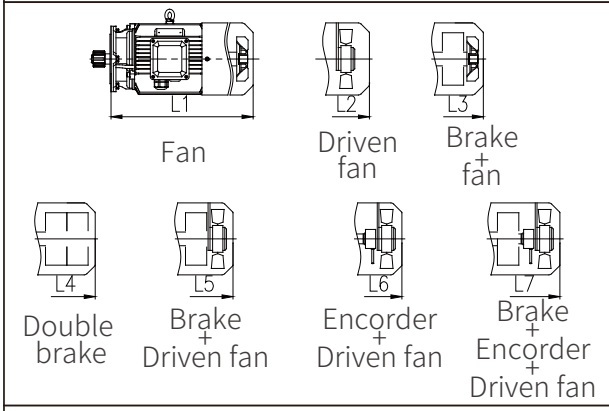

P_1/kW	i_N	MP						D
		L1	L2	L3	L5	L6	L7	
0.12	1.25-4.5	206	261	241	296	/	/	124
0.18	1.25-4.5	206	261	241	296	/	/	124
0.25	1.25-4.5	223	268	263	313	313	353	139
0.37	1.25-4.5	223	268	263	313	313	353	139
0.55	1.25-4.5	299	344	359	404	404	454	162
0.75	1.25-4.5	299	344	359	404	404	454	162
1.1	1.25-2.8	322	367	377	422	422	477	176
1.5	1.25-2.8	347	392	402	447	447	502	176
2.2	1.25-2.8	394	434	469	509	509	564	202
3	1.25-2.8	394	434	469	509	509	564	202

(C204/C304)/C.03 MP motor dimension for (C204/C304)/C.03

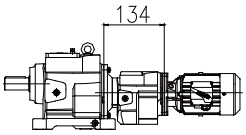

C203/C.01

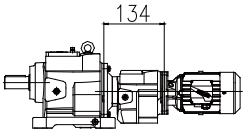

C303/C.01

P_1/kW	i_N	MP						D
		L1	L2	L3	L5	L6	L7	
0.12	100-280	206	/	241	/	/	/	124
0.18	100-200	198	/	233	/	/	/	124
0.25	100-160	221	/	256	/	/	/	139
0.37	100-112	221	/	256	/	/	/	139

MP motor dimension for C204/C304

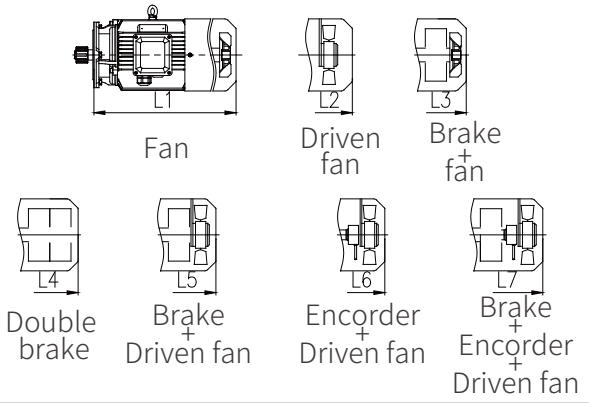

P_1/kW	i_N	MP						D
		L1	L2	L3	L5	L6	L7	
0.12	4-125	206	261	241	296	/	/	124
0.18	4-125	206	261	241	296	/	/	124
0.25	4-125	223	268	263	313	313	353	139
0.37	4-125	223	268	263	313	313	353	139
0.55	4-100	299	344	359	404	404	454	162
0.75	4-71	299	344	359	404	404	454	162
1.1	4-50	322	367	377	422	422	477	176
1.5	4-35.5	347	392	402	447	447	502	176
2.2	4-25	394	434	469	509	509	564	202
3	4-18	394	434	469	509	509	564	202
4	4-11.2	423	473	498	548	548	603	220

(C204/C304)/C.03 MP motor dimension for (C204/C304)/C.03

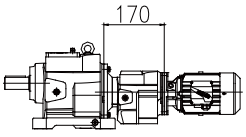

C204/C.03

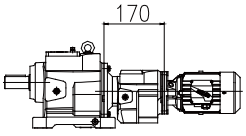

C304/C.03

P_1/kW	i_N	MP						D
		L1	L2	L3	L5	L6	L7	
0.12	100-450	206	/	241	/	/	/	124
0.18	100-315	206	/	241	/	/	/	124
0.25	100-200	228	/	263	/	/	/	139
0.37	100-125	228	/	263	/	/	/	139

C205/C305

C205H
C305H

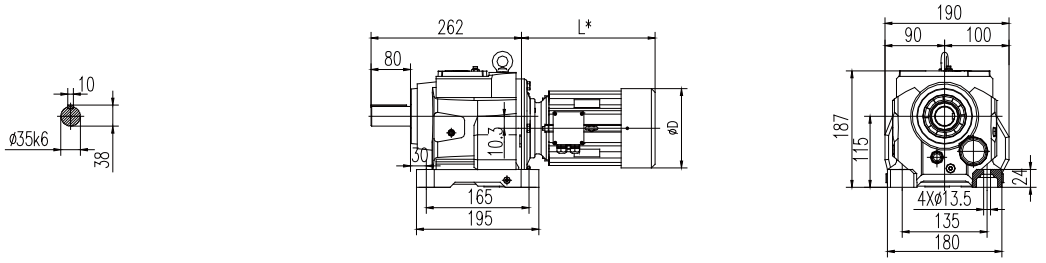

C205F
C305F

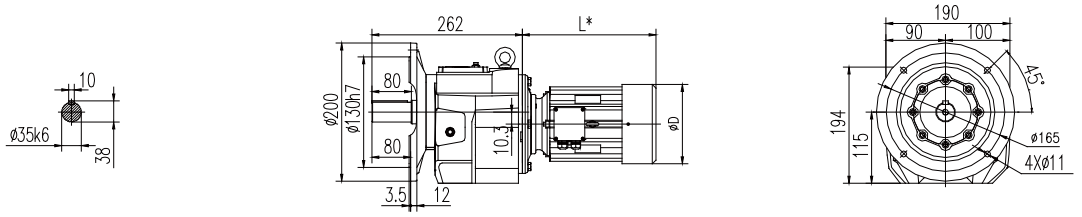

C205S
C305S

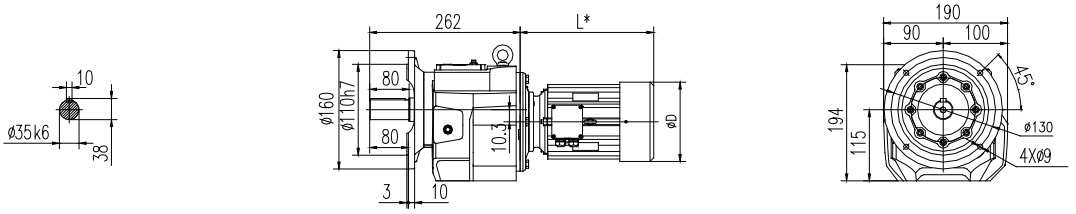

C206/C306

C206H
C306H

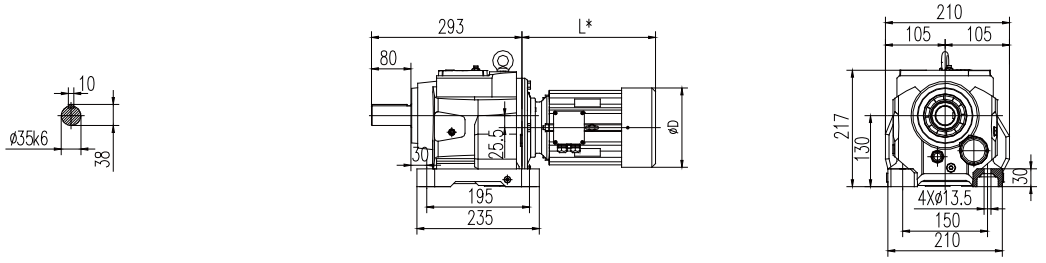

C206F
C306F

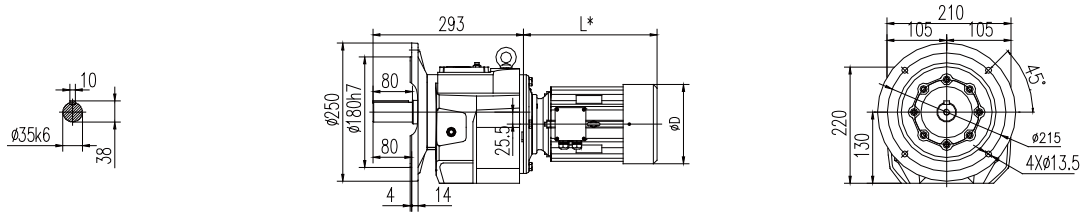

C206S
C306S

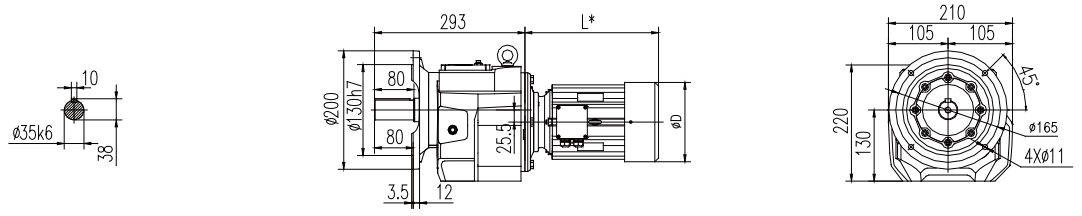

MP motor dimension for C205/C305

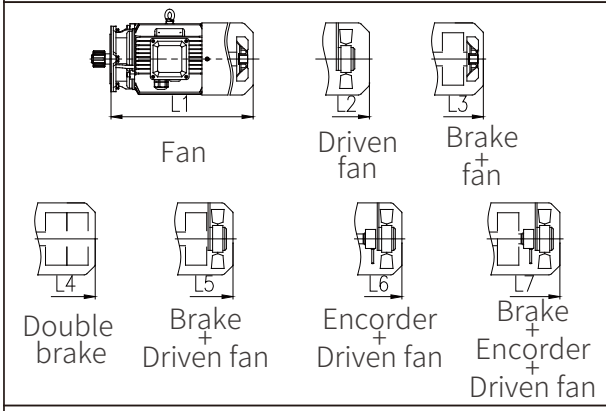

P1/kW	iN	MP						D
		L1	L2	L3	L5	L6	L7	
0.18	4.5-140	206	261	241	296	/	/	124
0.25	4.5-140	223	268	263	313	313	353	139
0.37	4.5-140	223	268	263	313	313	353	139
0.55	4.5-140	299	344	359	404	404	454	162
0.75	4.5-112	299	344	359	404	404	454	162
1.1	4.5-80	322	367	377	422	422	477	176
1.5	4.5-56	347	392	402	447	447	502	176
2.2	4.5-40	394	434	469	509	509	564	202
3	4.5-28	394	434	469	509	509	564	202
4	4.5-22.4	423	473	498	548	548	603	220

(C205/C305)/C.03 MP motor dimension for (C205/C305)/C.03

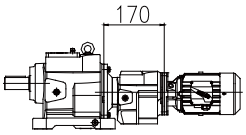

C205/C.03

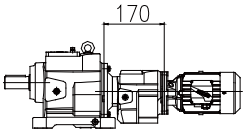

C305/C.03

P1/kW	iN	MP						D
		L1	L2	L3	L5	L6	L7	
0.12	100-710	206	/	241	/	/	/	124
0.18	100-500	206	/	241	/	/	/	124
0.25	100-355	228	/	263	/	/	/	139
0.37	100-224	228	/	263	/	/	/	139
0.55	100-160	299	/	359	/	/	/	162
0.75	100-112	299	344	359	404	404	454	162

MP motor dimension for C206/C306

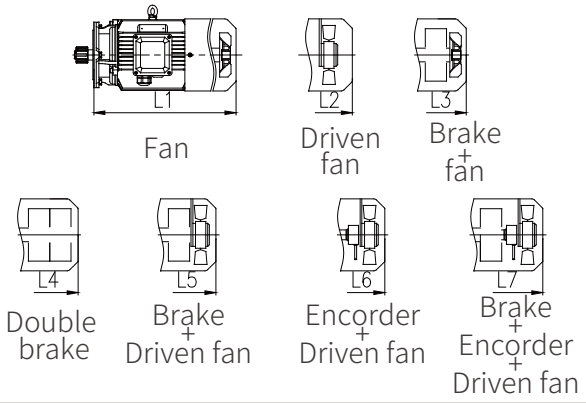

P1/kW	iN	MP						D
		L1	L2	L3	L5	L6	L7	
0.25	112-160	224	269	264	314	314	354	139
0.37	71-160	224	269	264	314	314	354	139
0.55	50-160	300	345	360	405	405	455	162
0.75	35.5-160	300	345	360	405	405	455	162
1.1	20-100	323	368	378	423	423	478	176
1.5	14-80	348	393	403	448	448	503	176
2.2	9-56	395	435	470	510	510	565	202
3	5.6-40	395	435	470	510	510	565	202
4	4.5-28	459	509	534	584	584	639	220
5.5	4.5-11.2	470	520	550	595	595	650	259
7.5	4.5-11.2	508	558	588	633	633	688	259

(C206/C306)/C.03 MP motor dimension for (C206/C306)/C.03

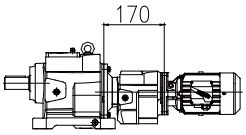

C206/C.03

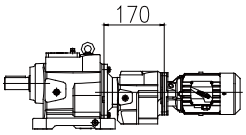

C306/C.03

P1/kW	iN	MP						D
		L1	L2	L3	L5	L6	L7	
0.12	100-900	206	/	241	/	/	/	124
0.18	100-710	206	/	241	/	/	/	124
0.25	100-500	228	/	263	/	/	/	139
0.37	100-315	228	/	263	/	/	/	139
0.55	100-180	299	344	359	404	404	454	162
0.75	100-125	299	344	359	404	404	454	162

C207/C307

C207H
C307H

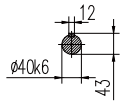

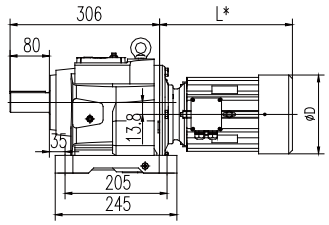

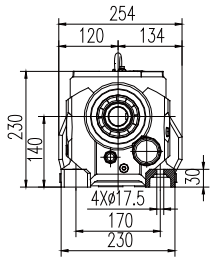

C207F
C307F

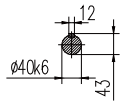

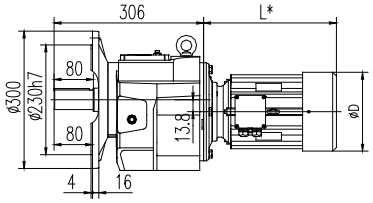

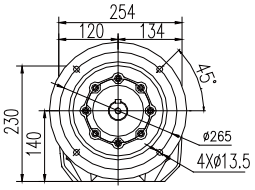

C207S
C307S

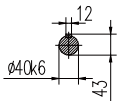

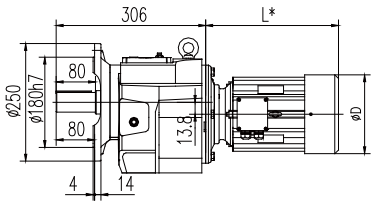

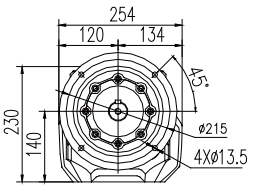

C208/C308

C208H
C308H

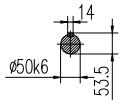

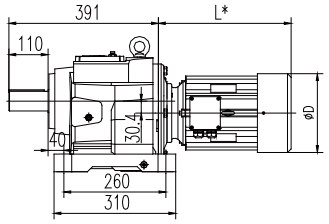

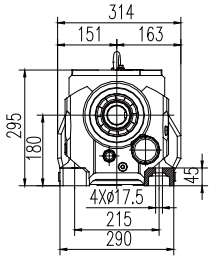

C208F
C308F

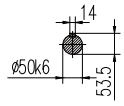

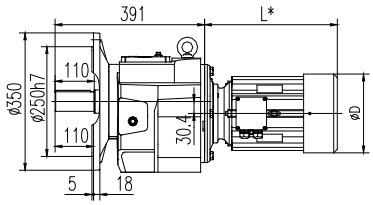

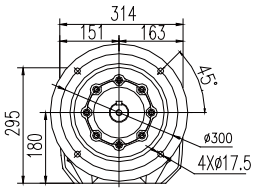

C208S
C308S

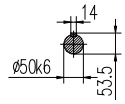

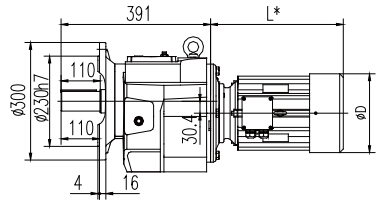

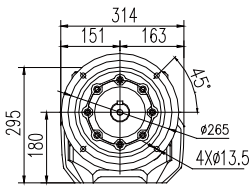

MP motor dimension for C207/C307

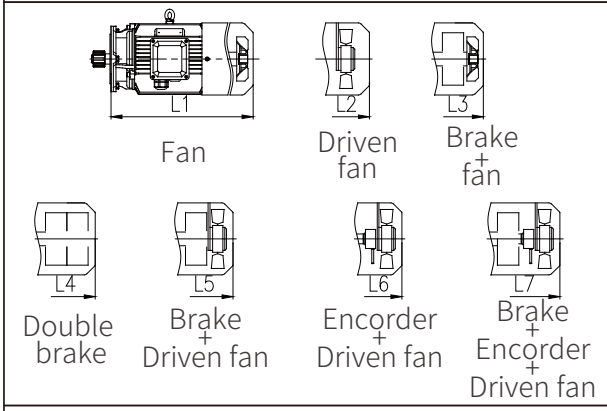

P1/kW	iN	MP						D
		L1	L2	L3	L5	L6	L7	
0.25	140-180	223	268	263	313	313	353	139
0.37	90-180	223	268	263	313	313	353	139
0.55	71-180	299	344	359	404	404	454	162
0.75	50-180	299	344	359	404	404	454	162
1.1	31.5-100	322	367	377	422	422	477	176
1.5	22.4-100	347	392	402	447	447	502	176
2.2	14-80	394	434	469	509	509	564	202
3	9-56	394	434	469	509	509	564	202
4	7.1-40	451	501	526	576	576	631	220
5.5	5-28	459	509	539	584	584	639	259
7.5	4-18	497	547	577	622	622	677	259
11	4-12.5	551	586	646	676	676	726	314
15	4-8	581	616	676	706	706	756	314

(C207/C307)/C.03

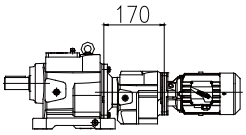

C207/C.03

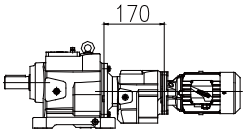

C307/C.03

MP motor dimension for (C207/C307)/C.03

P1/kW	iN	MP						D
		L1	L2	L3	L5	L6	L7	
0.12	100-1250	206	261	241	296	/	/	124
0.18	100-900	206	261	241	296	/	/	124
0.25	100-630	223	268	263	313	313	353	139
0.37	100-400	223	268	263	313	313	353	139
0.55	100-280	299	344	359	404	404	454	162
0.75	100-200	299	344	359	404	404	454	162
1.1	100-125	322	367	377	422	422	477	176
1.5	100	347	392	402	447	447	502	176

MP motor dimension for C208/C308

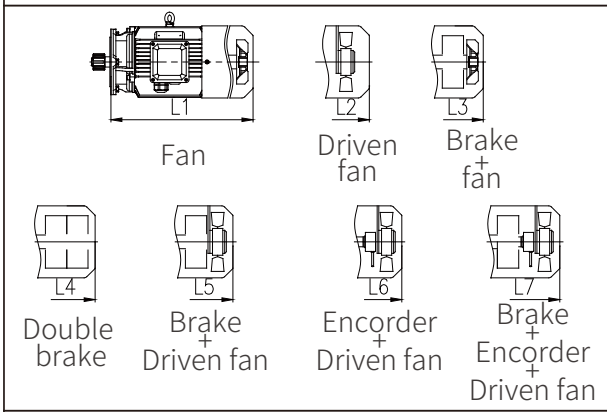

P1/kW	iN	MP						D
		L1	L2	L3	L5	L6	L7	
0.55	140-200	300	345	360	405	405	455	162
0.75	100-200	300	345	360	405	405	455	162
1.1	63-160	323	368	378	423	423	478	176
1.5	50-160	348	393	403	448	448	503	176
2.2	31.5-160	395	435	470	510	510	565	202
3	20-112	395	435	470	510	510	565	202
4	12.5-80	459	509	534	584	584	639	220
5.5	9-56	451	501	531	576	576	631	259
7.5	7.1-45	489	539	569	614	614	669	259
11	4.5-28	550	585	645	675	675	725	314
15	4.5-18	580	615	675	705	705	755	314
18.5	4.5-12.5	621	651	731	756	756	801	356
22	4.5-10	669	699	779	804	804	849	356

(C208/C308)/C.05

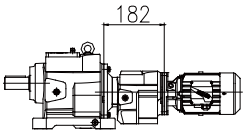

C208/C.05

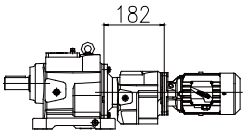

C308/C.05

MP motor dimension for (C208/C308)/C.05

P1/kW	iN	MP						D
		L1	L2	L3	L5	L6	L7	
0.12	100-2240	206	261	241	296	/	/	124
0.18	100-1800	206	261	241	296	/	/	124
0.25	100-1250	223	268	263	313	313	353	139
0.37	100-900	223	268	263	313	313	353	139
0.55	100-560	299	344	359	404	404	454	162
0.75	100-450	299	344	359	404	404	454	162
1.1	100-200	322	367	377	422	422	477	176
1.5	100-160	347	392	402	447	447	502	176
2.2	100	394	434	469	509	509	564	202

C209/C309

C209H
C309H

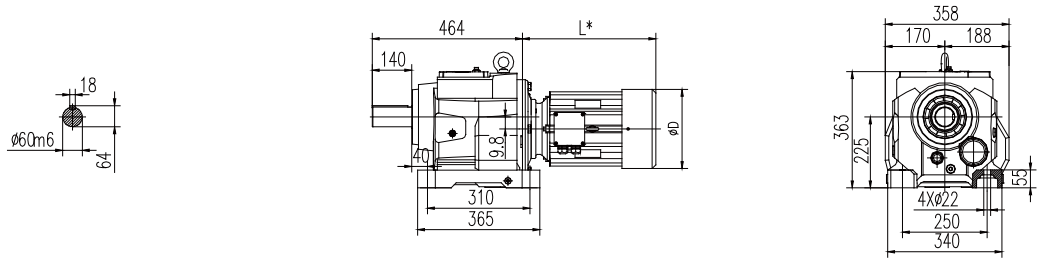

C209F
C309F

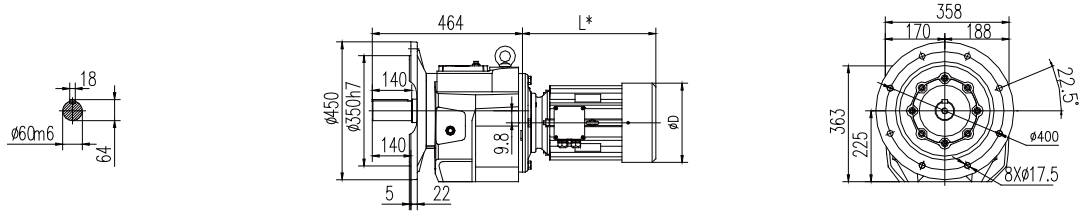

C209S
C309S

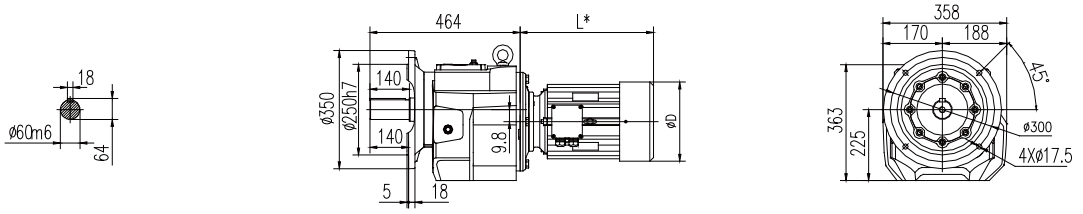

C210/C310

C210H
C310H

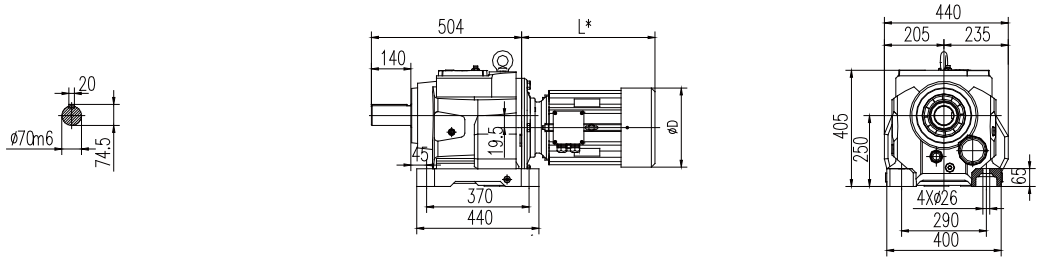

C210F
C310F

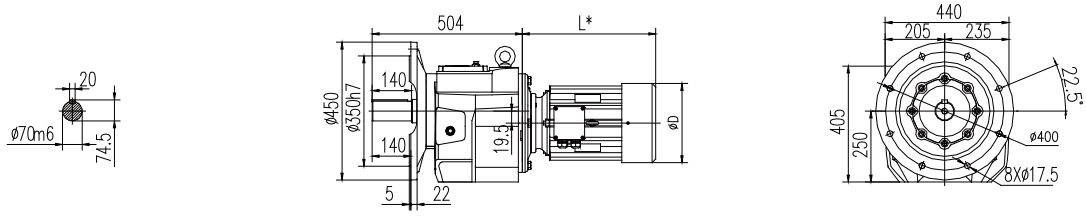

C210S
C310S

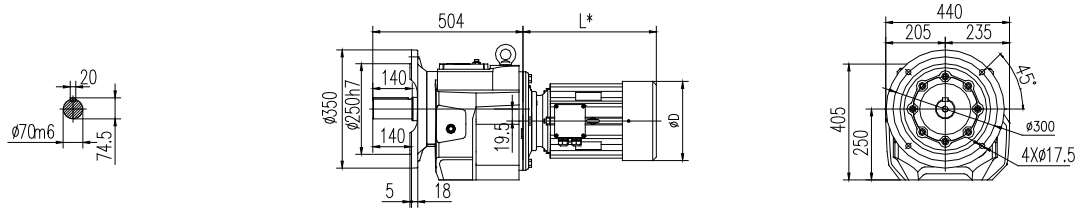

MP motor dimension for C209/C309

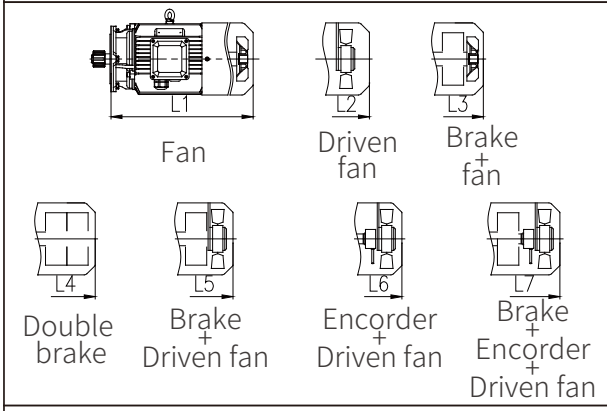

P1/kW	iN	MP						D
		L1	L2	L3	L5	L6	L7	
0.55	250-280	300	345	360	405	405	455	162
0.75	180-280	300	345	360	405	405	455	162
1.1	125-224	323	368	378	423	423	478	176
1.5	90-224	348	393	403	448	448	503	176
2.2	63-224	395	435	470	510	510	565	202
3	45-200	395	435	470	510	510	565	202
4	31.5-140	459	509	534	584	584	639	220
5.5	20-112	451	501	531	576	576	631	259
7.5	12.5-80	489	539	569	614	614	669	259
11	8-56	550	585	645	675	675	725	314
15	5-40	580	615	675	705	705	755	314
18.5	4-31.5	621	651	731	756	756	801	356
22	4-25	669	699	779	804	804	849	356
30	4-16	705	710	820	825	825	870	398

(C209/C309)/C.05

MP motor dimension for (C209/C309)/C.05

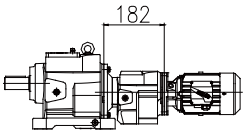

C209/C.05

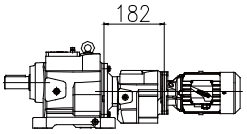

C309/C.05

P1/kW	iN	MP						D
		L1	L2	L3	L5	L6	L7	
0.12	100-4500	207	262	242	297	/	/	124
0.18	100-3150	207	262	242	297	/	/	124
0.25	100-2240	224	269	264	314	314	354	139
0.37	100-1400	224	269	264	314	314	354	139
0.55	100-1120	300	345	360	405	405	455	162
0.75	100-800	300	345	360	405	405	455	162
1.1	100-500	323	368	378	423	423	478	176
1.5	100-400	348	393	403	448	448	503	176
2.2	100-250	395	435	470	510	510	565	202
3	100-160	395	435	470	510	510	565	202
4	100-112	459	509	534	584	584	639	220

MP motor dimension for C210/C310

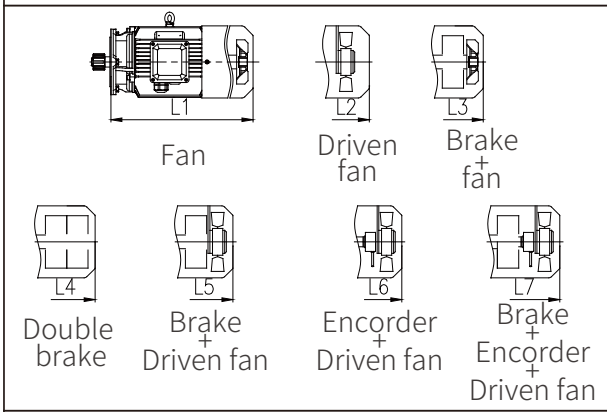

P1/kW	iN	MP						D
		L1	L2	L3	L5	L6	L7	
1.5	112-224	348	393	403	448	448	503	176
2.2	80-224	395	435	470	510	510	565	202
3	63-224	395	435	470	510	510	565	202
4	45-200	459	509	534	584	584	639	220
5.5	31.5-140	451	501	531	576	576	631	259
7.5	25-100	489	539	569	614	614	669	259
11	18-71	550	585	645	675	675	725	314
15	12.5-56	580	615	675	705	705	755	314
18.5	10-45	621	651	731	756	756	801	356
22	7.1-40	669	699	779	804	804	849	356
30	4.5-28	705	710	820	825	825	870	398
37	4-22.4	395	435	470	510	510	565	202
45	4-20	395	435	470	510	510	565	202

(C210/C310)/C.07

MP motor dimension for (C210/C310)/C.07

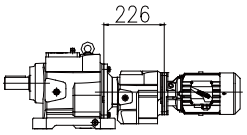

C210/C.07

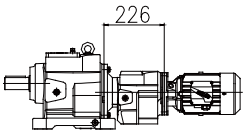

C310/C.07

P1/kW	iN	MP						D
		L1	L2	L3	L5	L6	L7	
0.12	280-5600	207	262	242	297	/	/	124
0.18	180-4500	207	262	242	297	/	/	124
0.25	140-3150	224	269	264	314	314	354	139
0.37	100-2240	224	269	264	314	314	354	139
0.55	100-1600	300	345	360	405	405	455	162
0.75	100-1120	300	345	360	405	405	455	162
1.1	100-710	323	368	378	423	423	478	176
1.5	100-560	348	393	403	448	448	503	176
2.2	100-355	395	435	470	510	510	565	202
3	100-280	395	435	470	510	510	565	202
4	100-200	459	509	534	584	584	639	220
5.5	100-140	459	509	539	584	584	639	259
7.5	100	497	547	577	622	622	677	259

C212/C312

C212H
C312H

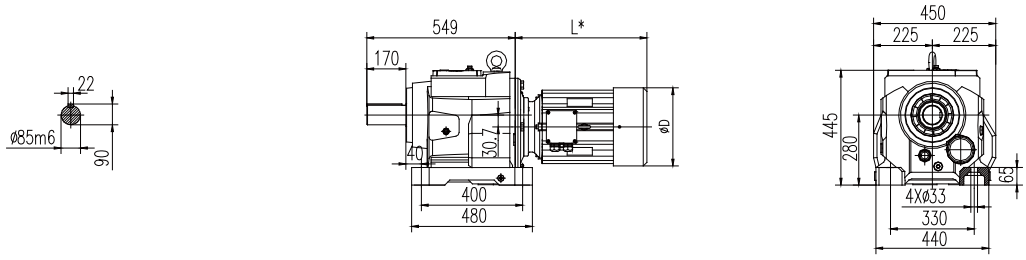

C212F
C312F

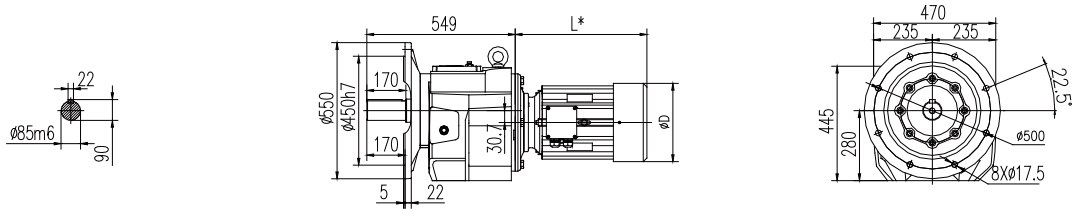

C212S
C312S

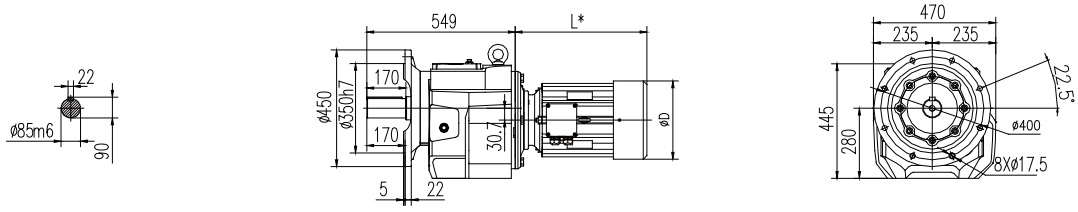

C213/C313

C213H
C313H

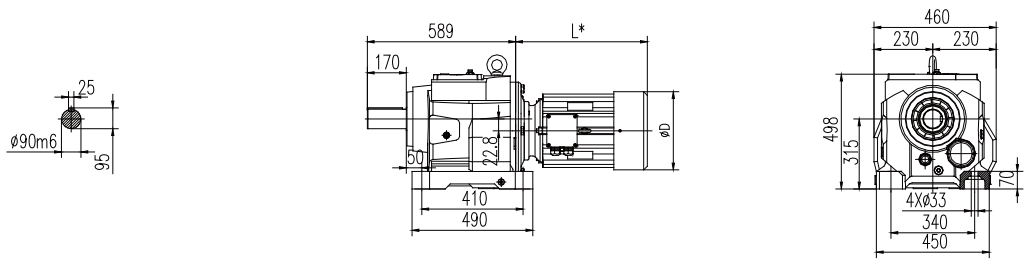

C213F
C313F

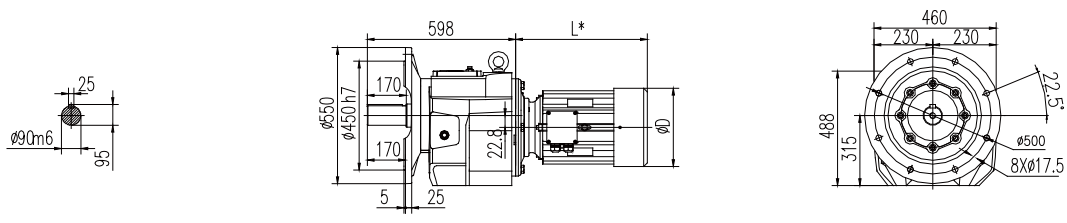

C213S
C313S

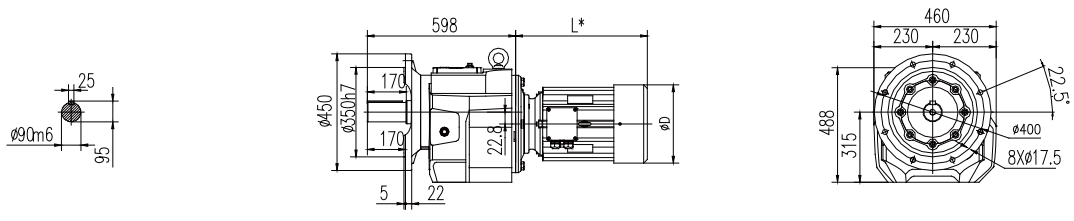

MP motor dimension for C212/C312

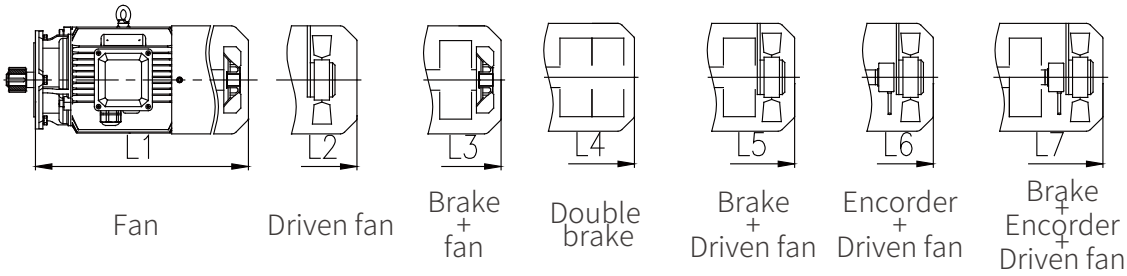

P_1/kW	i_N	MP						D
		L1	L2	L3	L5	L6	L7	
1.5	160-280	347	392	402	447	447	502	176
2.2	112-280	394	434	469	509	509	564	202
3	80-280	378	418	453	493	493	548	202
4	63-280	442	492	517	567	567	622	220
5.5	50-140	451	501	531	576	576	631	259
7.5	35.5-140	489	539	569	614	614	669	259
11	20-100	550	585	645	675	675	725	314
15	16-71	580	615	675	705	705	755	314
18.5	12.5-63	621	651	731	756	756	801	356
22	11.2-56	669	699	779	804	804	849	356
30	5.6-40	705	710	820	825	825	870	398
37	4.5-31.5	746	776	861	891	891	936	446
45	4.5-25	746	776	861	891	891	936	446

MP motor dimension for C213/C313

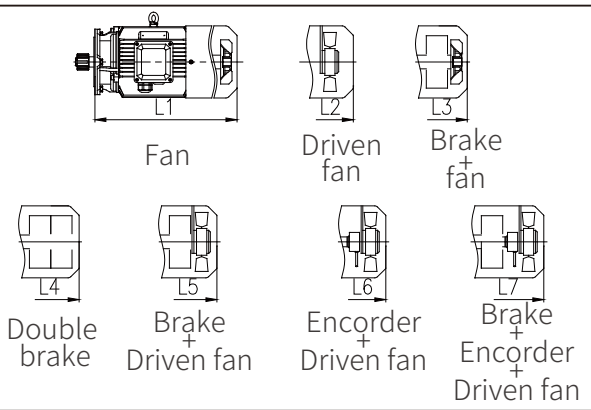

P_1/kW	i_N	MP						D
		L1	L2	L3	L5	L6	L7	
2.2	160-224	394	434	469	509	509	564	202
3	112-224	378	418	453	493	493	548	202
4	80-224	442	492	517	567	567	622	220
5.5	56-125	451	501	531	576	576	631	259
7.5	45-125	489	539	569	614	614	669	259
11	28-125	550	585	645	675	675	725	314
15	22.4-100	580	615	675	705	705	755	314
18.5	18-80	621	651	731	756	756	801	356
22	14-63	669	699	779	804	804	849	356
30	10-50	705	710	820	825	825	870	398
37	9-40	746	776	861	891	891	936	446
45	4-31.5	746	776	861	891	891	936	446
55	4-25	841	856	981	991	991	1036	485

(C213/C313)/C.07

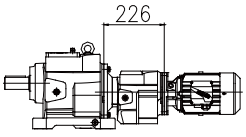

C213/C.07

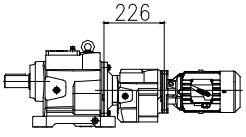

C313/C.07

MP motor dimension for (C213/C313)/C.07

P_1/kW	i_N	MP						D
		L1	L2	L3	L5	L6	L7	
0.12	560-11200	199	254	234	289	/	/	124
0.18	355-8000	199	254	234	289	/	/	124
0.25	224-5600	216	261	256	306	306	346	139
0.37	140-4000	216	261	256	306	306	346	139
0.55	100-2800	292	337	352	397	397	447	162
0.75	100-2000	292	337	352	397	397	447	162
1.1	100-1250	315	360	370	415	415	470	176
1.5	100-1000	340	385	395	440	440	495	176
2.2	100-630	387	427	462	502	502	557	202
3	100-500	387	427	462	502	502	557	202
4	100-355	451	501	526	576	576	631	220
5.5	100-250	451	501	531	576	576	631	259
7.5	100-160	489	539	569	614	614	669	259
11	100-112	550	585	645	675	675	725	314

C214/C314

C214H
C314H

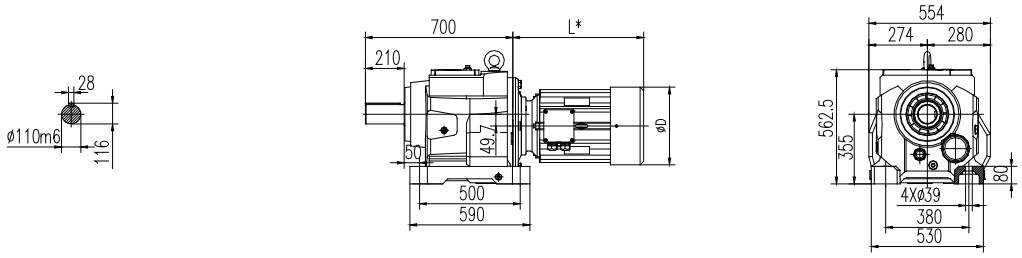

C214F
C314F

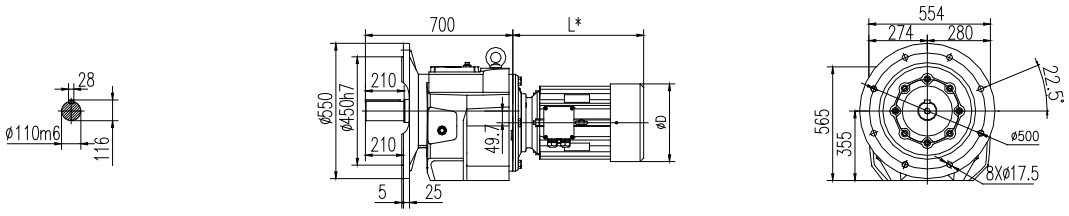

C214S
C314S

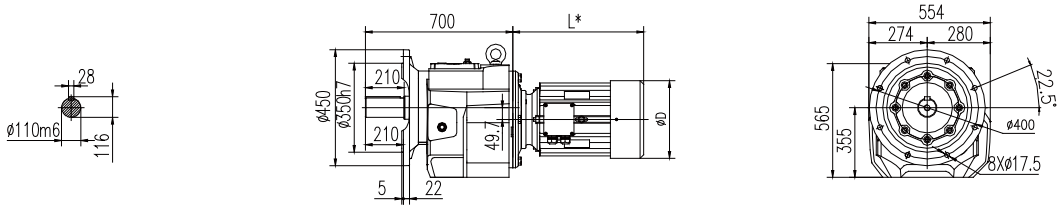

C216/C316

C216H
C316H

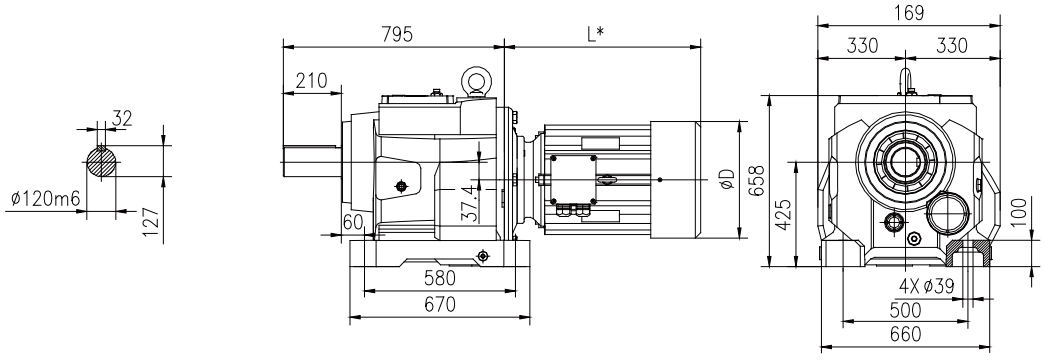

C216F
C316F

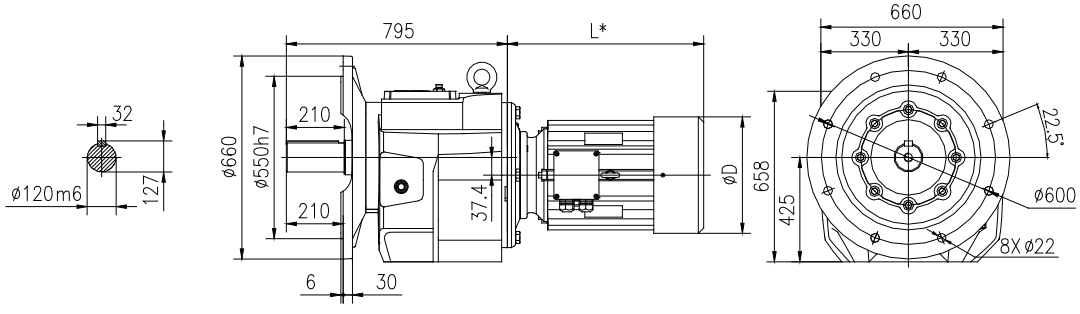

MP motor dimension for C214/C314

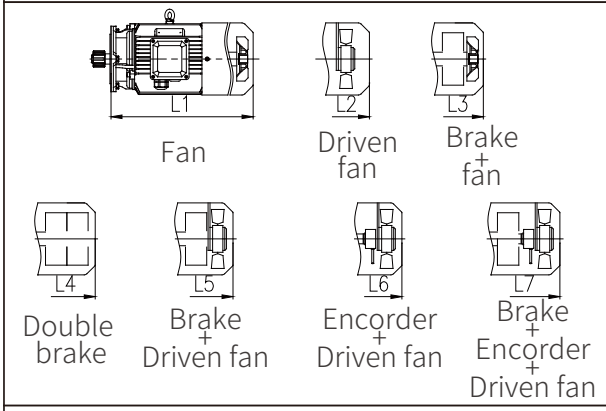

P_1/kW	i_N	MP						D
		L1	L2	L3	L5	L6	L7	
2.2	250	394	434	469	509	509	564	202
3	180-250	378	418	453	493	493	548	202
4	140-280	442	492	517	567	567	622	220
5.5	100-200	451	501	531	576	576	631	259
7.5	71-200	489	539	569	614	614	669	259
11	50-200	550	585	645	675	675	725	314
15	35.5-160	580	615	675	705	705	755	314
18.5	28-140	621	651	731	756	756	801	356
22	25-112	669	699	779	804	804	849	356
30	18-80	705	710	820	825	825	870	398
37	14-71	746	776	861	891	891	936	446
45	12.5-26	746	776	861	891	891	936	446
55	10-45	841	856	981	991	991	1036	485
75	5.6-31.5	886	916	1026	1061	1061	1106	547
90	4.5-25	937	967	1077	1112	1112	1157	547

(C214/C.08)/(C314/C.07) MP motor dimension for (C214/C.08)/(C314/C.07)

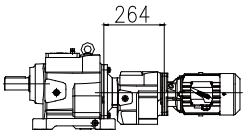

C214/C.08

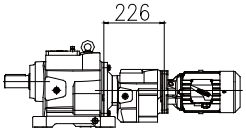

C314/C.07

P_1/kW	i_N	MP						D
		L1	L2	L3	L5	L6	L7	
0.55	200-5000	292	337	352	397	397	447	162
0.75	160-3550	292	337	352	397	397	447	162
1.1	100-2500	315	360	370	415	415	470	176
1.5	100-1800	340	385	395	440	440	495	176
2.2	100-1120	387	427	462	502	502	557	202
3	100-800	387	427	462	502	502	557	202
4	100-630	451	501	526	576	576	631	220
5.5	100-450	451	501	531	576	576	631	259
7.5	100-355	489	539	569	614	614	669	259
11	100-224	550	585	645	675	675	725	314
15	100-180	580	615	675	705	705	755	314
18.5	100-140	621	651	731	756	756	801	356
22	100-125	669	699	779	804	804	849	356

MP motor dimension for C216/C316

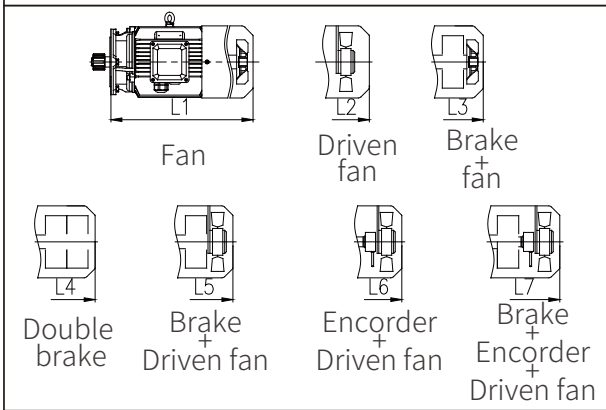

P_1/kW	i_N	MP						D
		L1	L2	L3	L5	L6	L7	
7.5	100-224	489	539	569	614	614	669	259
11	71-224	550	585	645	675	675	725	314
15	50-224	580	615	675	705	705	755	314
18.5	40-180	621	651	731	756	756	801	356
22	35.5-160	669	699	779	804	804	849	356
30	25-112	705	710	820	825	825	870	398
37	20-90	746	776	861	891	891	936	446
45	16-80	746	776	861	891	891	936	446
55	12.5-63	841	856	981	991	991	1036	485
75	9-45	886	916	1026	1061	1061	1106	547
90	7.1-35.5	937	967	1077	1112	1112	1157	547

(C216/C.10)/(C316/C.09) MP motor dimension for (C216/C.10)/(C316/C.09)

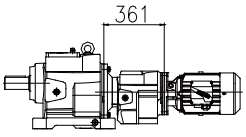

C216/C.10

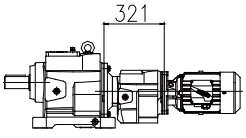

C316/C.09

P_1/kW	i_N	MP						D
		L1	L2	L3	L5	L6	L7	
0.55	280-6300	292	337	352	397	397	447	162
0.75	180-5000	292	337	352	397	397	447	162
1.1	125-3550	315	360	370	415	415	470	176
1.5	100-2500	340	385	395	440	440	495	176
2.2	100-1600	387	427	462	502	502	557	202
3	100-1250	387	427	462	502	502	557	202
4	100-900	451	501	526	576	576	631	220
5.5	100-630	451	501	531	576	576	631	259
7.5	100-500	489	539	569	614	614	669	259
11	100-315	550	585	645	675	675	725	314
15	100-250	580	615	675	705	705	755	314
18.5	100-180	621	651	731	756	756	801	356
22	100-140	669	699	779	804	804	849	356

5.2 直连MU电机尺寸

5.2 Dimensions for Directly-connected Motor MU

C103~C110+MU

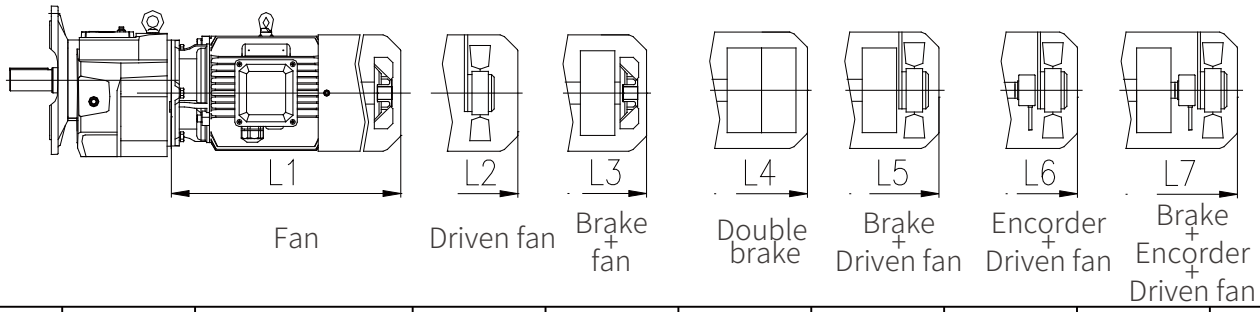

Size	P_1/kW	i_N	L1	L2	L3	L5	L6	L7	D
C103	0.12	1.25-4	206	261	241	296	/	/	124
	0.18	1.25-4	206	261	241	296	/	/	124
	0.25	1.25-4	228	268	263	323	323	358	139
	0.37	1.25-4	299	344	359	409	409	454	159
	0.55	1.25-4	299	344	359	409	409	454	159
	0.75	1.25-4	322	367	377	427	427	477	176
	1.1	1.25-2.24	322	367	377	427	427	477	176
	1.5	1.25-2.24	393	433	468	508	508	563	199
	2.2	1.25-2.24	393	433	468	508	508	563	199
C104	0.12	1.25-4.5	207	262	242	297	/	/	124
	0.18	1.25-4.5	207	262	242	297	/	/	124
	0.25	1.25-4.5	229	269	264	324	324	359	139
	0.37	1.25-4.5	300	345	360	410	410	455	159
	0.55	1.25-4.5	300	345	360	410	410	455	159
	0.75	1.25-4.5	323	368	378	428	428	478	176
	1.1	1.25-2.8	323	368	378	428	428	478	176
	1.5	1.25-2.8	394	434	469	509	509	564	199
	2.2	1.25-2.8	394	434	469	509	509	564	199
	3	1.25-2.8	459	509	534	584	584	639	220
C106	0.25	1.25-5.6	229	269	264	324	324	359	139
	0.37	1.25-5.6	300	345	360	410	410	455	159
	0.55	1.25-5.6	300	345	360	410	410	455	159
	0.75	1.25-5.6	323	368	378	428	428	478	176
	1.1	1.25-3.55	323	368	378	428	428	478	176
	1.5	1.25-3.55	394	434	469	509	509	564	199
	2.2	1.25-3.55	394	434	469	509	509	564	199
	3	1.25-3.55	459	509	534	584	584	639	220
	4	1.25-3.55	470	520	550	595	595	650	259
	5.5	1.25-1.4	508	558	588	633	633	688	259
C107	0.25	1.25-7.1	229	269	264	324	324	359	139
	0.37	1.25-7.1	300	345	360	410	410	455	159
	0.55	1.25-7.1	300	345	360	410	410	455	159
	0.75	1.25-7.1	323	368	378	428	428	478	176
	1.1	1.25-4.5	323	368	378	428	428	478	176
	1.5	1.25-4.5	394	434	469	509	509	564	199
	2.2	1.25-4.5	394	434	469	509	509	564	199
	3	1.25-4.5	459	509	534	584	584	639	220
	4	1.25-4.5	470	520	550	595	595	650	259
	5.5	1.25-2	508	558	588	633	633	688	259
	7.5	1.25-2	551	586	646	681	681	736	314
	11	1.25-2	581	616	676	711	711	766	314

C103~C110+MU

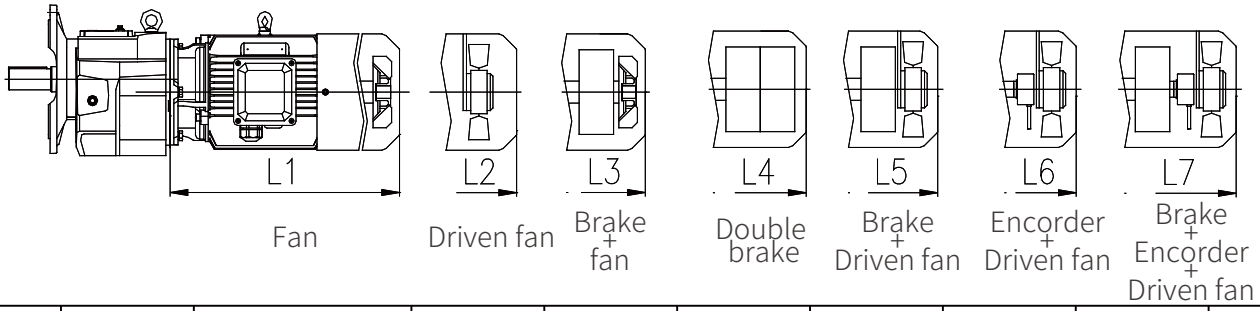

Size	P_1/kW	i_N	L1	L2	L3	L5	L6	L7	D
C108	0.55	3.15-7.1	283	328	343	393	393	438	159
	0.75	1.25-7.1	306	351	361	411	411	461	176
	1.1	1.25-5.6	306	351	361	411	411	461	176
	1.5	1.25-5.6	378	418	453	493	493	548	199
	2.2	1.25-5.6	378	418	453	493	493	548	199
	3	1.25-5.6	442	492	517	567	567	622	220
	4	1.25-5.6	451	501	531	576	576	631	259
	5.5	1.25-2.8	489	539	569	614	614	669	259
	7.5	1.25-2.8	550	585	645	680	680	735	314
	11	1.25-2.8	580	615	675	710	710	765	314
	15	1.25-2.8	621	651	731	756	756	811	356
	18.5	1.25-2.8	669	699	779	804	804	859	398
C109	1.5	1.25-7.1	374	414	449	489	489	544	199
	2.2	1.25-7.1	374	414	449	489	489	544	199
	3	1.25-7.1	438	488	513	563	563	618	220
	4	1.25-7.1	450	500	530	575	575	630	259
	5.5	1.25-4	488	538	568	613	613	668	259
	7.5	1.25-4	544	579	639	674	674	729	314
	11	1.25-4	574	609	669	704	704	761	314
	15	1.25-4	615	645	725	750	750	805	356
	18.5	1.25-4	663	693	773	798	798	853	398
	22	1.25-4	705	710	820	825	825	880	398
C110	1.5	1.25-6.3	374	414	449	489	489	544	199
	2.2	1.25-6.3	374	414	449	489	489	544	199
	3	1.25-6.3	438	488	513	563	563	618	220
	4	1.25-6.3	450	500	530	575	575	630	259
	5.5	1.25-4.5	488	538	568	613	613	668	259
	7.5	1.25-4.5	544	579	639	674	674	729	314
	11	1.25-4.5	574	609	669	704	704	761	314
	15	1.25-4.5	615	645	725	750	750	805	356
	18.5	1.25-4.5	663	693	773	798	798	853	398
	22	1.25-4.5	705	710	820	825	825	880	398
	30	1.25-3.55	715	745	830	860	860	915	446
	37	1.25-3.55	715	745	830	860	860	915	446

C200~C216/C300~C316+MU

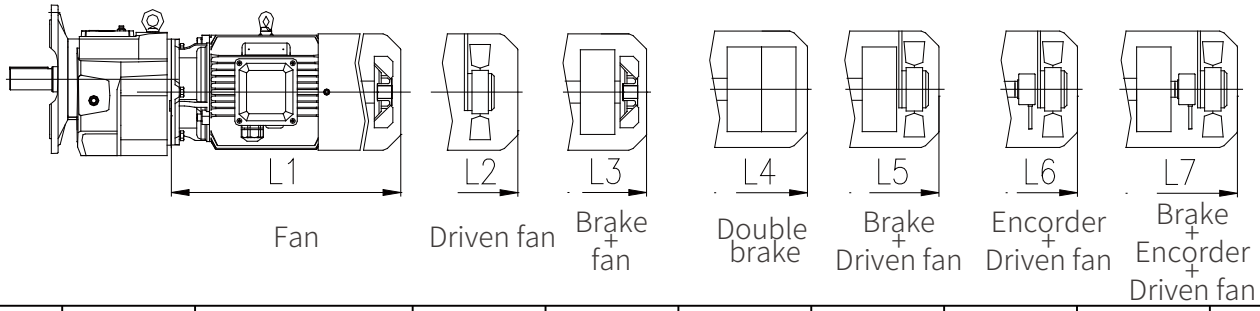

Size	P_1/kW	i_N	L1	L2	L3	L5	L6	L7	D
C200/C300	0.09	/	/	/	/	/			/
	0.12	3.15-71	206		241				124
	0.18	3.15-50	206		241				124
	0.25	3.15-35.5	228		263				139
	0.37	3.15-25	299		359				159
C201/C301	0.12	3.55-90	206	/	241	/			124
	0.18	3.55-90	206		241				124
	0.25	3.55-63	228		263				139
	0.37	3.55-40	299		359				159
	0.55	3.55-31.5	299		359				159
C203/C303	0.12	4-90	206	261	241	296	/	/	124
	0.18	4-90	206	261	241	296	/	/	124
	0.25	4-90	228	268	263	323	323	358	139
	0.37	4-90	299	344	359	409	409	454	159
	0.55	4-71	299	344	359	409	409	454	159
	0.75	4-50	322	367	377	427	427	477	176
	1.1	4-35.5	322	367	377	427	427	477	176
	1.5	4-25	393	433	468	508	508	563	199
	2.2	4-18	393	433	468	508	508	563	199
C204/C304	0.12	4-125	207	262	242	297	/	/	124
	0.18	4-125	207	262	242	297	/	/	124
	0.25	4-125	229	269	264	324	324	359	139
	0.37	4-125	300	345	360	410	410	455	159
	0.55	4-100	300	345	360	410	410	455	159
	0.75	4-71	323	368	378	428	428	478	176
	1.1	4-50	323	368	378	428	428	478	176
	1.5	4-35.5	394	434	469	509	509	564	199
	2.2	4-25	394	434	469	509	509	564	199
	3	4-18	459	509	534	584	584	639	220
C205/C305	0.18	4.5-140	207	262	242	297	/	/	124
	0.25	4.5-140	229	269	264	324	324	359	139
	0.37	4.5-140	300	345	360	410	410	455	159
	0.55	4.5-140	300	345	360	410	410	455	159
	0.75	4.5-112	323	368	378	428	428	478	176
	1.1	4.5-80	323	368	378	428	428	478	176
	1.5	4.5-56	394	434	469	509	509	564	199
	2.2	4.5-40	394	434	469	509	509	564	199
	3	4.5-28	459	509	534	584	584	639	220

C200~C216/C300~C316+MU

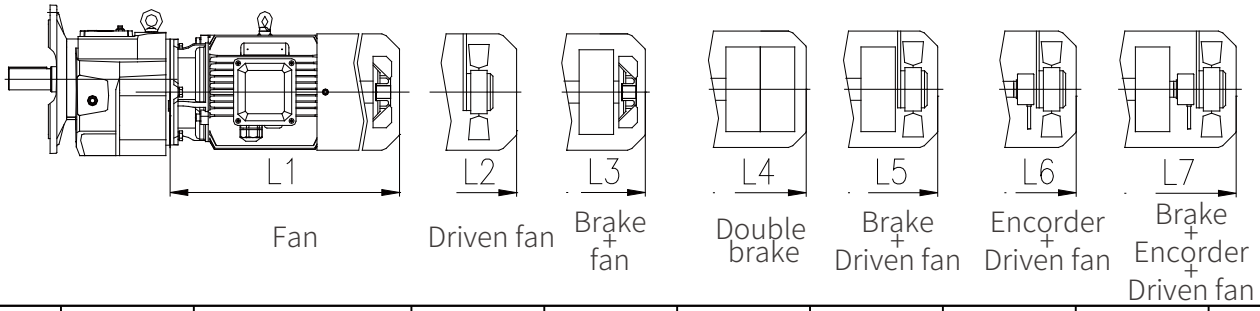

Size	P_1/kW	i_N	L1	L2	L3	L5	L6	L7	D
C206/C306	0.25	112-160	229	269	264	324	324	359	139
	0.37	71-160	300	345	360	410	410	455	159
	0.55	50-160	300	345	360	410	410	455	159
	0.75	35.5-160	323	368	378	428	428	478	176
	1.1	20-100	323	368	378	428	428	478	176
	1.5	14-80	394	434	469	509	509	564	199
	2.2	9-56	394	434	469	509	509	564	199
	3	5.6-40	459	509	534	584	584	639	220
	4	4.5-28	470	520	550	595	595	650	259
	5.5	4.5-11.2	508	558	588	633	633	688	259
C207/C307	0.25	140-180	221	261	256	316	316	351	139
	0.37	90-180	292	337	352	402	402	447	159
	0.55	71-180	292	337	352	402	402	447	159
	0.75	50-180	315	360	370	420	420	470	176
	1.1	31.5-100	315	360	370	420	420	470	176
	1.5	22.4-100	387	427	462	502	502	557	199
	2.2	14-80	387	427	462	502	502	557	199
	3	9-56	451	501	526	576	576	631	220
	4	7.1-40	459	509	539	584	584	639	259
	5.5	5-28	497	547	577	622	622	677	259
	7.5	4-18	551	586	646	681	681	736	314
	11	4-12.5	581	616	676	711	711	766	314
C208/C308	0.55	140-200	283	328	343	393	393	438	159
	0.75	100-200	306	351	361	411	411	461	176
	1.1	63-160	306	351	361	411	411	461	176
	1.5	50-160	378	418	453	493	493	548	199
	2.2	31.5-160	378	418	453	493	493	548	199
	3	20-112	442	492	517	567	567	622	220
	4	12.5-80	451	501	531	576	576	631	259
	5.5	9-56	489	539	569	614	614	669	259
	7.5	7.1-45	550	585	645	680	680	735	314
	11	4.5-28	580	615	675	710	710	765	314
	15	4.5-18	621	651	731	756	756	811	314
	18.5	4.5-12.5	669	699	779	804	804	859	356
C209/C309	0.55	250-280	280	325	340	390	390	435	159
	0.75	180-280	303	348	358	408	408	458	176
	1.1	125-224	303	348	358	408	408	458	176
	1.5	90-224	374	414	449	489	489	544	199
	2.2	63-224	374	414	449	489	489	544	199
	3	45-200	438	488	513	563	563	618	220
	4	31.5-140	450	500	530	575	575	630	259
	5.5	20-112	488	538	568	613	613	668	259
	7.5	12.5-80	544	579	639	674	674	729	314
	11	8-56	574	609	669	704	704	761	314
	15	5-40	615	645	725	750	750	805	356
	18.5	4-31.5	663	693	773	798	798	853	356
	22	4-25	705	710	820	825	825	880	398

C200~C216/C300~C316+MU

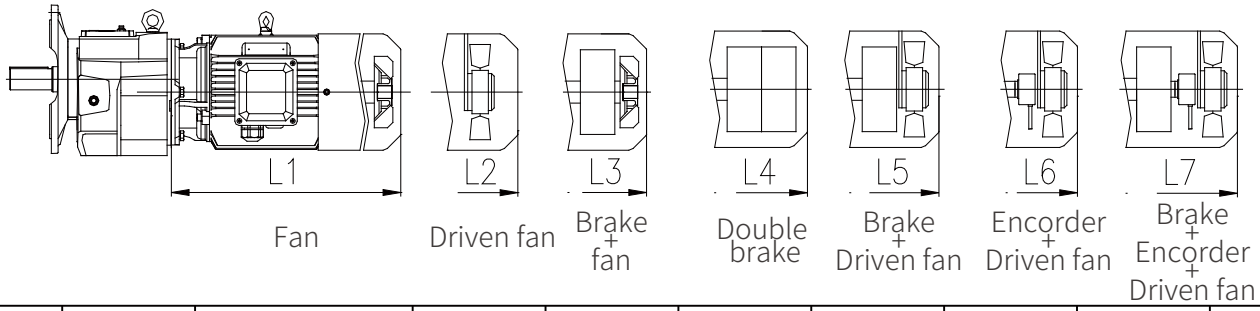

Size	P_1/kW	i_N	L1	L2	L3	L5	L6	L7	D
C210/C310	1.5	112-224	370	410	445	485	485	540	199
	2.2	80-224	370	410	445	485	485	540	199
	3	63-224	434	484	509	559	559	614	220
	4	45-200	439	489	519	564	564	619	259
	5.5	31.5-140	477	527	557	602	602	657	259
	7.5	25-100	533	568	628	663	663	718	314
	11	18-71	563	598	658	693	693	750	314
	15	12.5-56	604	634	714	739	739	794	356
	18.5	10-45	652	682	762	787	787	842	356
	22	7.1-40	705	710	820	825	825	880	398
	30	4.5-28	746	776	861	891	891	946	446
	37	4-22.4	746	776	861	891	891	946	446
C212/C312	1.5	160-280	370	410	445	485	485	540	199
	2.2	112-280	370	410	445	485	485	540	199
	3	80-280	434	484	509	559	559	614	220
	4	63-280	439	489	519	564	564	619	259
	5.5	50-140	477	527	557	602	602	657	259
	7.5	35.5-140	533	568	628	663	663	718	314
	11	20-100	563	598	658	693	693	750	314
	15	16-71	604	634	714	739	739	794	356
	18.5	12.5-63	652	682	762	787	787	842	356
	22	11.2-56	705	710	820	825	825	880	398
	30	5.6-40	746	776	861	891	891	946	446
	37	4.5-31.5	746	776	861	891	891	946	446
C213/C313	2.2	160-224	359	399	434	474	474	529	199
	3	112-224	423	473	498	548	548	603	220
	4	80-224	429	479	509	554	554	609	259
	5.5	56-125	467	517	547	592	592	647	259
	7.5	45-125	517	552	612	647	647	702	314
	11	28-125	547	582	642	677	677	734	314
	15	22.4-100	588	618	698	723	723	778	356
	18.5	18-80	636	666	746	771	771	826	356
	22	14-63	684	689	799	804	804	859	398
	30	10-50	725	755	840	870	870	925	446
	37	9-40	725	755	840	870	870	925	446
	45	4-31.5	841	856	981	991	991	1046	485
	55	4-25	886	916	1026	1061	1061	1116	547

C200~C216/C300~C316+MU

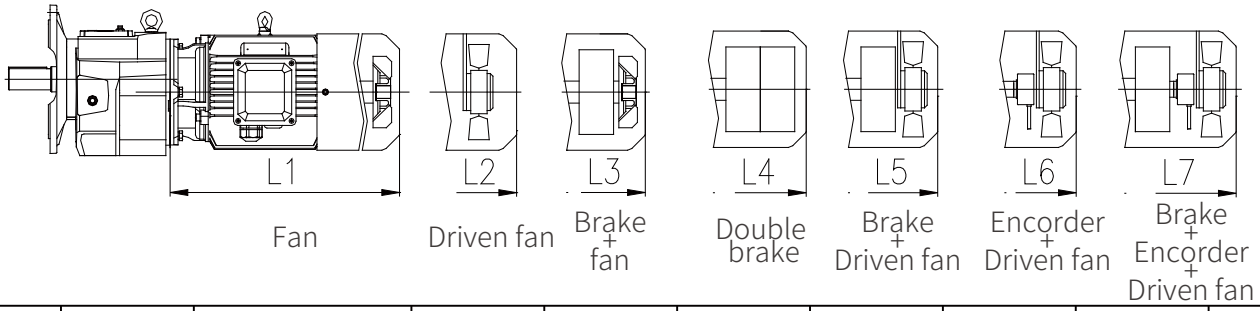

Size	P_1/kW	i_N	L1	L2	L3	L5	L6	L7	D
C214/C314	2.2	250	359	399	434	474	474	529	199
	3	180-250	423	473	498	548	548	603	220
	4	140-280	429	479	509	554	554	609	259
	5.5	100-200	467	517	547	592	592	647	259
	7.5	71-200	517	552	612	647	647	702	314
	11	50-200	547	582	642	677	677	734	314
	15	35.5-160	588	618	698	723	723	778	356
	18.5	28-140	636	666	746	771	771	826	356
	22	25-112	684	689	799	804	804	859	398
	30	18-80	725	755	840	870	870	925	446
	37	14-71	725	755	840	870	870	925	446
	45	12.5-56	841	856	981	991	991	1046	485
	55	10-45	886	916	1026	1061	1061	1116	547
	75	5.6-31.5	937	967	1077	1112	1112	1167	547
	90	4.5-25	937	967	1077	1112	1112	1167	547
C216/C316	7.5	100-224	502	537	597	632	632	687	314
	11	71-224	532	567	627	662	662	719	314
	15	50-224	573	603	683	708	708	763	356
	18.5	40-180	621	651	731	756	756	811	356
	22	35.5-160	674	679	789	794	794	849	398
	30	25-112	715	745	830	860	860	915	446
	37	20-90	715	745	830	860	860	915	446
	45	16-80	831	846	971	981	981	1036	485
	55	12.5-63	876	906	1016	1051	1051	1106	547
	75	9-45	927	957	1067	1102	1102	1157	547
	90	7.1-35.5	927	957	1067	1102	1102	1157	547

C/C+MU

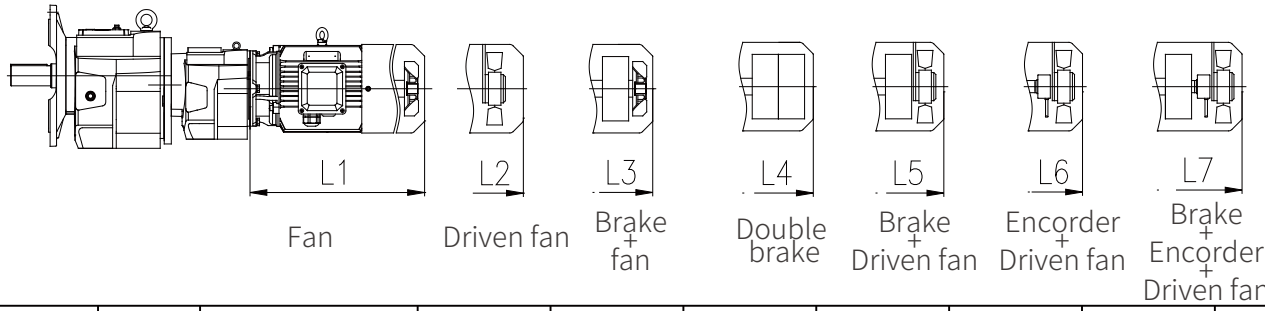

Size	P_1/kW	i_N	L1	L2	L3	L5	L6	L7	D
C203/C.01 C303/C.01	0.12	100-280	206	261	241	296	/	/	124
	0.18	100-200	206	261	241	296	/	/	124
	0.25	100-160	228	268	263	323	323	358	139
	0.37	100-112	299	344	359	409	409	454	139
C204/C.03 C304/C.03	0.12	100-450	206	261	241	296	/	/	124
	0.18	100-315	206	261	241	296	/	/	124
	0.25	100-200	228	268	263	323	323	358	139
	0.37	100-125	299	344	359	409	409	454	139
C205/C.03 C305/C.03	0.12	100-710	206	261	241	296	/	/	124
	0.18	100-500	206	261	241	296	/	/	124
	0.25	100-355	228	268	263	323	323	358	139
	0.37	100-224	299	344	359	409	409	454	139
	0.55	100-160	299	344	359	409	409	454	162
	0.75	100-112	322	367	377	427	427	477	162
C206/C.03 C306/C.03	0.12	100-900	206	261	241	296	/	/	124
	0.18	100-710	206	261	241	296	/	/	124
	0.25	100-500	228	268	263	323	323	358	139
	0.37	100-315	299	344	359	409	409	454	139
	0.55	100-180	299	344	359	409	409	454	162
	0.75	100-125	322	367	377	427	427	477	162
C207/C.03 C307/C.03	0.12	100-1250	206	261	241	296	/	/	124
	0.18	100-900	206	261	241	296	/	/	124
	0.25	100-630	228	268	263	323	323	358	139
	0.37	100-400	299	344	359	409	409	454	139
	0.55	100-280	299	344	359	409	409	454	162
	0.75	100-200	322	367	377	427	427	477	162
	1.1	100-125	322	367	377	427	427	477	176

C/C+MU

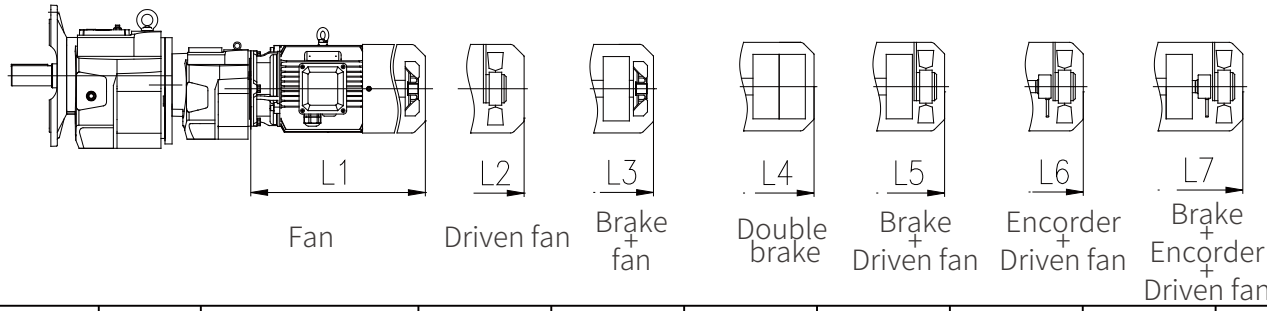

Size	P_1/kW	i_N	L1	L2	L3	L5	L6	L7	D
C208/C205 C308/C.05	0.12	100-2240	206	261	241	296	/	/	124
	0.18	100-1800	206	261	241	296	/	/	124
	0.25	100-1250	228	268	263	323	323	358	139
	0.37	100-900	299	344	359	409	409	454	139
	0.55	100-560	299	344	359	409	409	454	162
	0.75	100-450	322	367	377	427	427	477	162
	1.1	100-200	322	367	377	427	427	477	176
	1.5	100-160	393	433	468	508	508	563	176
C209/C205 C309/C.05	0.12	100-4500	207	262	242	297	/	/	124
	0.18	100-3150	206	261	241	296	/	/	124
	0.25	100-2240	206	261	241	296	/	/	124
	0.37	100-1400	228	268	263	323	323	358	139
	0.55	100-1120	299	344	359	409	409	454	139
	0.75	100-800	299	344	359	409	409	454	162
	1.1	100-500	322	367	377	427	427	477	162
	1.5	100-400	322	367	377	427	427	477	176
	2.2	100-250	393	433	468	508	508	563	176
	3	100-160	393	433	468	508	508	563	202
	4	100-112	470	520	550	595	595	650	220
C210/C.07 C310/C.07	0.12	280-5600	207	262	242	297	/	/	124
	0.18	180-4500	207	262	242	297	/	/	124
	0.25	140-3150	229	269	264	324	324	359	139
	0.37	100-2240	300	345	360	410	410	455	139
	0.55	100-1600	300	345	360	410	410	455	162
	0.75	100-1120	323	368	378	428	428	478	162
	1.1	100-710	323	368	378	428	428	478	176
	1.5	100-560	394	434	469	509	509	564	176
	2.2	100-355	394	434	469	509	509	564	202
	3	100-280	459	509	534	584	584	639	202
	4	100-200	470	520	550	595	595	650	220
	5.5	100-140	508	558	588	633	633	688	259

C/C+MU

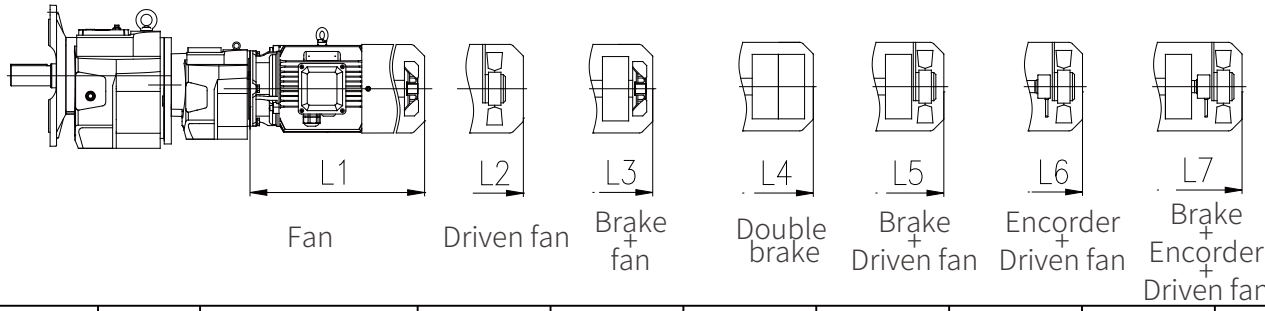

Size	P_1/kW	i_N	L1	L2	L3	L5	L6	L7	D
C212/C.07 C312/C.07	0.12	400-5600	207	262	242	297	/	/	124
	0.18	250-5600	207	262	242	297	/	/	124
	0.25	180-5600	229	269	264	324	324	359	139
	0.37	125-5000	300	345	360	410	410	455	139
	0.55	100-2000	300	345	360	410	410	455	162
	0.75	100-1600	323	368	378	428	428	478	162
	1.1	100-1000	323	368	378	428	428	478	176
	1.5	100-710	394	434	469	509	509	564	176
	2.2	100-560	394	434	469	509	509	564	202
	3	100-355	459	509	534	584	584	639	202
	4	100-280	470	520	550	595	595	650	220
	5.5	100-200	508	558	588	633	633	688	259
	7.5	100-140	551	586	646	681	681	736	259
C213/C.07 C313/C.07	0.12	560-11200	207	262	242	297	/	/	124
	0.18	355-8000	207	262	242	297	/	/	124
	0.25	224-5600	229	269	264	324	324	359	139
	0.37	140-4000	300	345	360	410	410	455	139
	0.55	100-2800	300	345	360	410	410	455	162
	0.75	100-2000	323	368	378	428	428	478	162
	1.1	100-1250	323	368	378	428	428	478	176
	1.5	100-1000	394	434	469	509	509	564	176
	2.2	100-630	394	434	469	509	509	564	202
	3	100-500	459	509	534	584	584	639	202
	4	100-355	470	520	550	595	595	650	220
	5.5	100-250	508	558	588	633	633	688	259
	7.5	100-160	551	586	646	681	681	736	259
	11	100-112	581	616	676	711	711	766	314

C/C+MU

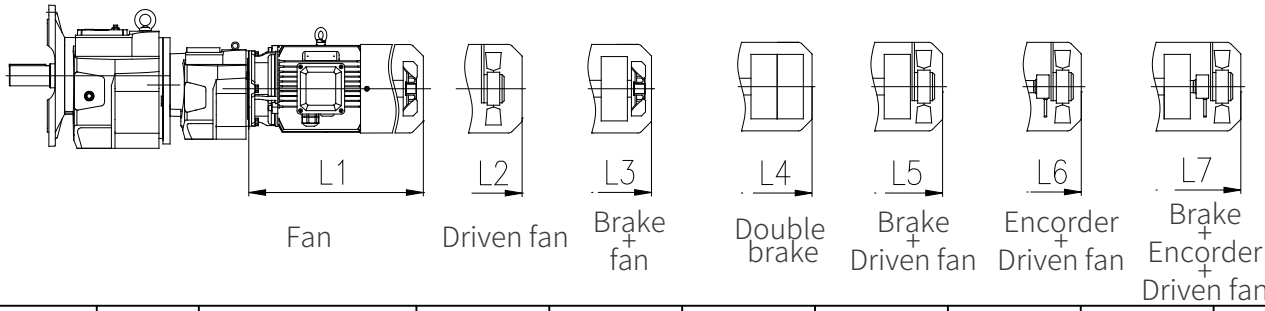

Size	P_1/kW	i_N	L1	L2	L3	L5	L6	L7	D
C214/C208 C314/C.07	0.55	200-5000	300	345	360	410	410	455	162
	0.75	160-3550	323	368	378	428	428	478	162
	1.1	100-2500	323	368	378	428	428	478	176
	1.5	100-1800	394	434	469	509	509	564	176
	2.2	100-1120	394	434	469	509	509	564	202
	3	100-800	459	509	534	584	584	639	202
	4	100-630	470	520	550	595	595	650	220
	5.5	100-450	508	558	588	633	633	688	259
	7.5	100-355	551	586	646	681	681	736	259
	11	100-224	581	616	676	711	711	766	314
	15	100-180	604	634	714	739	739	794	314
	18.5	100-140	652	682	762	787	787	842	356
	22	100-125	705	710	820	825	825	880	356
C216/C210 C316/C.10	0.55	280-6300	300	345	360	410	410	455	162
	0.75	180-5000	323	368	378	428	428	478	162
	1.1	125-3550	323	368	378	428	428	478	176
	1.5	100-2500	394	434	469	509	509	564	176
	2.2	100-1600	394	434	469	509	509	564	202
	3	100-1250	459	509	534	584	584	639	202
	4	100-900	470	520	550	595	595	650	220
	5.5	100-630	508	558	588	633	633	688	259
	7.5	100-500	551	586	646	681	681	736	259
	11	100-315	581	616	676	711	711	766	314
	15	100-250	604	634	714	739	739	794	314
	18.5	100-180	652	682	762	787	787	842	356
	22	100-140	705	710	820	825	825	880	356

5.3 直连MA电机尺寸

5.3 Dimensions for Directly-connected Motor MA

C103~C110+MA

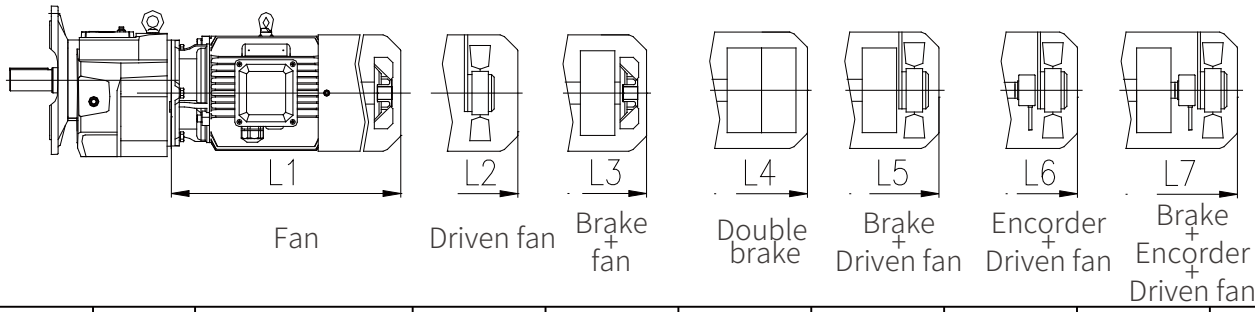

Size	P_1/kW	i_N	L1	L2	L3	L5	L6	L7	D
C103	0.12	1.25-4	206	261	241	296	/	/	124
	0.18	1.25-4	206	261	241	296	/	/	124
	0.25	1.25-4	223	273	263	318	318	358	139
	0.37	1.25-4	223	273	263	318	318	358	139
	0.55	1.25-4	299	344	359	404	404	449	162
	0.75	1.25-4	299	344	359	404	404	449	162
	1.1	1.25-2.24	347	392	402	452	452	497	176
	1.5	1.25-2.24	347	392	402	452	452	497	176
	2.2	1.25-2.24	394	449	469	529	529	574	202
C104	0.12	1.25-4.5	207	262	242	297	/	/	124
	0.18	1.25-4.5	207	262	242	297	/	/	124
	0.25	1.25-4.5	224	274	264	319	319	359	139
	0.37	1.25-4.5	224	274	264	319	319	359	139
	0.55	1.25-4.5	300	345	360	405	405	450	162
	0.75	1.25-4.5	300	345	360	405	405	450	162
	1.1	1.25-2.8	348	393	403	453	453	498	176
	1.5	1.25-2.8	348	393	403	453	453	498	176
	2.2	1.25-2.8	395	450	470	530	530	575	202
	3	1.25-2.8	395	450	470	530	530	575	202
	4	1.25-2.8	459	519	534	599	599	639	220
C106	0.25	1.25-5.6	224	274	264	319	319	359	139
	0.37	1.25-5.6	224	274	264	319	319	359	139
	0.55	1.25-5.6	300	345	360	405	405	450	162
	0.75	1.25-5.6	300	345	360	405	405	450	162
	1.1	1.25-3.55	348	393	403	453	453	498	176
	1.5	1.25-3.55	348	393	403	453	453	498	176
	2.2	1.25-3.55	395	450	470	530	530	575	202
	3	1.25-3.55	395	450	470	530	530	575	202
	4	1.25-3.55	459	519	534	599	599	639	220
	5.5	1.25-1.4	508	573	588	658	658	688	259
	7.5	1.25-1.4	508	573	588	658	658	688	259
C107	0.25	1.25-7.1	216	266	256	311	311	351	139
	0.37	1.25-7.1	216	266	256	311	311	351	139
	0.55	1.25-7.1	292	337	352	397	397	442	162
	0.75	1.25-7.1	292	337	352	397	397	442	162
	1.1	1.25-4.5	340	385	395	445	445	490	176
	1.5	1.25-4.5	340	385	395	445	445	490	176
	2.2	1.25-4.5	387	442	462	522	522	567	202
	3	1.25-4.5	387	442	462	522	522	567	202
	4	1.25-4.5	451	511	526	591	591	631	220
	5.5	1.25-2	497	562	577	647	647	677	259
	7.5	1.25-2	497	562	577	647	647	677	259
	11	1.25-2	551	601	646	701	701	736	314

C103~C110+MA

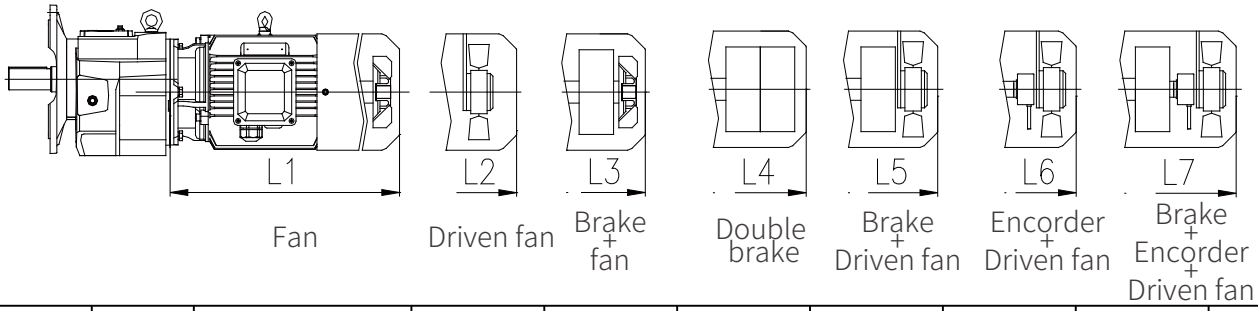

Size	P_1/kW	i_N	L1	L2	L3	L5	L6	L7	D
C108	0.75	3.15-7.1	283	328	343	388	388	433	162
	1.1	1.25-5.6	331	376	386	436	436	481	176
	1.5	1.25-5.6	331	376	386	436	436	481	176
	2.2	1.25-5.6	378	433	453	513	513	558	202
	3	1.25-5.6	378	433	453	513	513	558	202
	4	1.25-5.6	442	502	517	582	582	622	220
	5.5	1.25-2.8	489	554	569	639	639	669	259
	7.5	1.25-2.8	489	554	569	639	639	669	259
	11	1.25-2.8	550	600	645	700	700	735	314
	15	1.25-2.8	580	630	675	730	730	765	314
	18.5	1.25-2.8	621	666	731	776	776	816	356
	22	1.25-2.8	669	714	779	824	824	864	356
C109	1.5	1.25-7.1	328	373	383	433	433	478	176
	2.2	1.25-7.1	374	429	449	509	509	554	202
	3	1.25-7.1	374	429	449	509	509	554	202
	4	1.25-7.1	438	498	513	578	578	618	220
	5.5	1.25-4	488	553	568	638	638	668	259
	7.5	1.25-4	488	553	568	638	638	668	259
	11	1.25-4	544	594	639	694	694	729	314
	15	1.25-4	574	624	669	724	724	759	314
	18.5	1.25-4	615	660	725	770	770	810	356
	22	1.25-4	663	708	773	818	818	858	356
	30	1.25-2.8	705	725	820	845	845	890	398
C110	1.5	1.25-6.3	325	370	380	430	430	475	176
	2.2	1.25-6.3	370	425	445	505	505	550	202
	3	1.25-6.3	370	425	445	505	505	550	202
	4	1.25-6.3	434	494	509	574	574	614	220
	5.5	1.25-4.5	477	542	557	627	627	657	259
	7.5	1.25-4.5	477	542	557	627	627	657	259
	11	1.25-4.5	533	583	628	683	683	718	314
	15	1.25-4.5	563	613	658	713	713	748	314
	18.5	1.25-4.5	604	649	714	759	759	799	356
	22	1.25-4.5	652	697	762	807	807	847	356
	30	1.25-3.55	705	725	830	845	845	890	398
	37	1.25-3.55	746	781	861	901	901	941	446
	45	1.25-3.55	746	781	861	901	901	941	446

C200~C216/C300~C316+MA

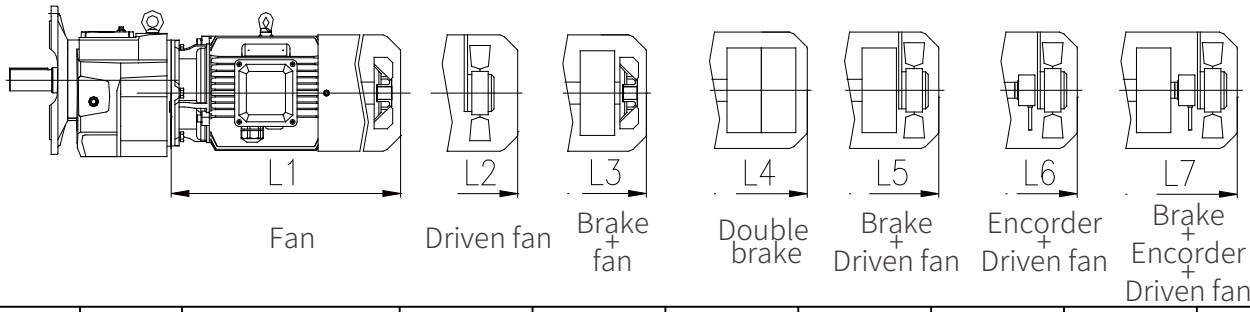

Size	P_1/kW	i_N	L1	L2	L3	L5	L6	L7	D
C200/C300	0.09	/	/	/					/
	0.12	3.15-71	/						124
	0.18	3.15-50	198						124
	0.25	3.15-35.5	/						139
	0.37	3.15-25	211						159
C201/C301	0.12	3.55-90	206	/					124
	0.18	3.55-90	206						124
	0.25	3.55-63	/						124
	0.37	3.55-40	218						139
	0.55	3.55-31.5	/						139
C203/C303	0.12	4-90	206	261	241	296	/	/	124
	0.18	4-90	206	261	241	296	/	/	124
	0.25	4-90	223	273	263	318	318	318	139
	0.37	4-90	223	273	263	318	318	318	139
	0.55	4-71	299	344	359	404	404	404	162
	0.75	4-50	299	344	359	404	404	404	162
	1.1	4-35.5	347	392	402	452	452	452	176
	1.5	4-25	347	392	402	452	452	452	176
	2.2	4-18	394	449	469	529	529	529	202
	3	4-12.5	394	449	469	529	529	529	202
C204/C304	0.12	4-125	207	262	242	297	/	/	124
	0.18	4-125	207	262	242	297	/	/	124
	0.25	4-125	224	274	264	319	319	359	139
	0.37	4-125	224	274	264	319	319	359	139
	0.55	4-100	300	345	360	405	405	450	162
	0.75	4-71	300	345	360	405	405	450	162
	1.1	4-50	348	393	403	453	453	498	176
	1.5	4-35.5	348	393	403	453	453	498	176
	2.2	4-25	395	450	470	530	530	575	202
	3	4-18	395	450	470	530	530	575	202
	4	4-11.2	459	519	534	599	599	639	220
C205/C305	0.18	4.5-140	207	262	242	297	/	/	124
	0.25	4.5-140	224	274	264	319	319	359	139
	0.37	4.5-140	224	274	264	319	319	359	139
	0.55	4.5-140	300	345	360	405	405	450	162
	0.75	4.5-112	300	345	360	405	405	450	162
	1.1	4.5-80	348	393	403	453	453	498	176
	1.5	4.5-56	348	393	403	453	453	498	176
	2.2	4.5-40	395	450	470	530	530	575	202
	3	4.5-28	395	450	470	530	530	575	202
	4	4.5-22.4	459	519	534	599	599	639	220

C200~C216/C300~C316+MA

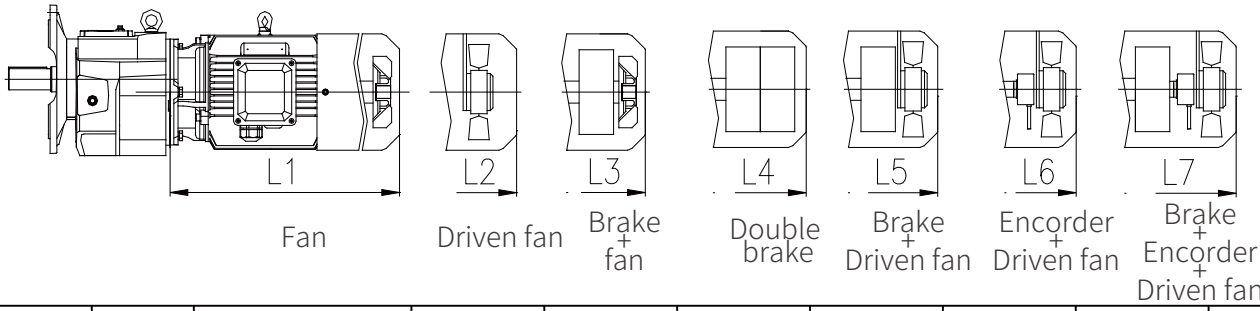

Size	P_1/kW	i_N	L1	L2	L3	L5	L6	L7	D
C206/C306	0.25	112-160	224	274	264	319	319	359	139
	0.37	71-160	224	274	264	319	319	359	139
	0.55	50-160	300	345	360	405	405	450	162
	0.75	35.5-160	300	345	360	405	405	450	162
	1.1	20-100	348	393	403	453	453	498	176
	1.5	14-80	348	393	403	453	453	498	176
	2.2	9-56	395	450	470	530	530	575	202
	3	5.6-40	395	450	470	530	530	575	202
	4	4.5-28	459	519	534	599	599	639	220
	5.5	4.5-11.2	508	573	588	658	658	688	259
	7.5	4.5-11.2	508	573	588	658	658	688	259
C207/C307	0.25	140-180	216	266	256	311	311	351	139
	0.37	90-180	216	266	256	311	311	351	139
	0.55	71-180	292	337	352	397	397	442	162
	0.75	50-180	292	337	352	397	397	442	162
	1.1	31.5-100	340	385	395	445	445	490	176
	1.5	22.4-100	340	385	395	445	445	490	176
	2.2	14-80	387	442	462	522	522	567	202
	3	9-56	387	442	462	522	522	567	202
	4	7.1-40	451	511	526	591	591	631	220
	5.5	5-28	497	562	577	647	647	677	259
	7.5	4-18	497	562	577	647	647	677	259
	11	4-12.5	551	601	646	701	701	736	314
	15	4-8	581	631	676	731	731	736	314
C208/C308	0.55	140-200	283	328	343	388	388	433	162
	0.75	100-200	283	328	343	388	388	433	162
	1.1	63-160	331	376	386	436	436	481	176
	1.5	50-160	331	376	386	436	436	481	176
	2.2	31.5-160	378	433	453	513	513	558	202
	3	20-112	378	433	453	513	513	558	202
	4	12.5-80	442	502	517	582	582	622	220
	5.5	9-56	489	554	569	639	639	669	259
	7.5	7.1-45	489	554	569	639	639	669	259
	11	4.5-28	550	600	645	700	700	735	314
	15	4.5-18	580	630	675	730	730	765	314
	18.5	4.5-12.5	621	666	731	776	776	816	356
	22	4.5-10	669	714	779	824	824	864	356

C200~C216/C300~C316+MA

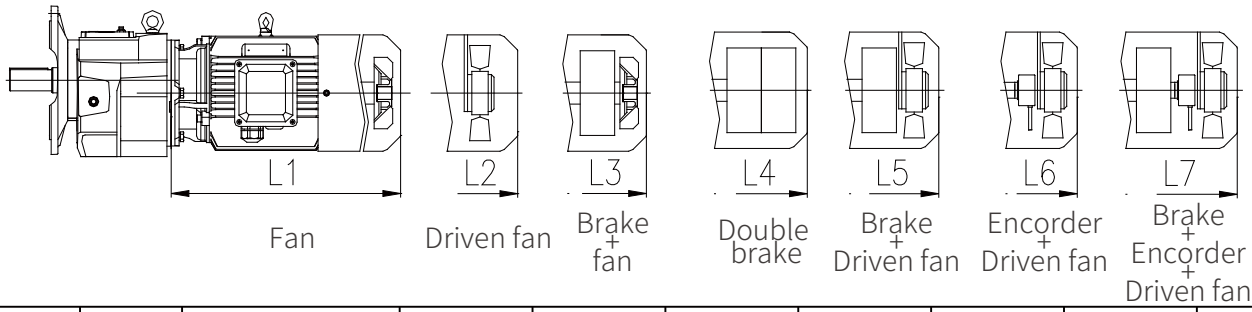

Size	P_1/kW	i_N	L1	L2	L3	L5	L6	L7	D
C209/C309	0.55	250-280	280	325	340	385	385	430	162
	0.75	180-280	280	325	340	385	385	430	162
	1.1	125-224	328	373	383	433	433	478	176
	1.5	90-224	328	373	383	433	433	478	176
	2.2	63-224	374	429	449	509	509	554	202
	3	45-200	374	429	449	509	509	554	202
	4	31.5-140	438	498	513	578	578	618	220
	5.5	20-112	488	553	568	638	638	668	259
	7.5	12.5-80	488	533	568	638	638	668	259
	11	8-56	544	594	639	694	694	729	314
	15	5-40	574	624	669	724	724	759	314
	18.5	4-31.5	615	660	725	770	770	810	356
	22	4-25	663	708	773	818	818	858	356
	30	4-16	705	725	820	845	845	890	398
C210/C310	1.5	112-224	325	370	380	430	430	475	176
	2.2	80-224	370	425	445	505	505	550	202
	3	63-224	370	425	445	505	505	550	202
	4	45-200	434	494	509	574	574	614	220
	5.5	31.5-140	477	542	557	627	627	657	259
	7.5	25-100	477	542	557	627	627	657	259
	11	18-71	533	583	628	683	683	718	314
	15	12.5-56	563	613	658	731	713	748	314
	18.5	10-45	604	649	714	759	759	799	356
	22	7.1-40	532	697	762	807	807	847	356
	30	4.5-28	705	725	820	845	845	890	398
	37	4-22.4	746	781	861	901	901	941	446
	45	4-20	746	781	861	901	901	941	446
C212/C312	1.5	160-280	325	370	380	430	430	475	176
	2.2	112-280	370	425	445	505	505	550	202
	3	80-280	370	425	445	505	505	550	202
	4	63-280	434	494	509	574	574	614	220
	5.5	50-140	477	542	557	627	627	657	259
	7.5	35.5-140	477	542	557	627	627	657	259
	11	20-100	533	583	628	683	683	718	314
	15	16-71	563	613	658	731	713	748	314
	18.5	12.5-63	604	649	714	759	759	799	356
	22	11.2-56	532	697	762	807	807	847	356
	30	5.6-40	705	725	820	845	845	890	398
	37	4.5-31.5	746	781	861	901	901	941	446
	45	4.5-25	746	781	861	901	901	941	446

C200~C216/C300~C316+MA

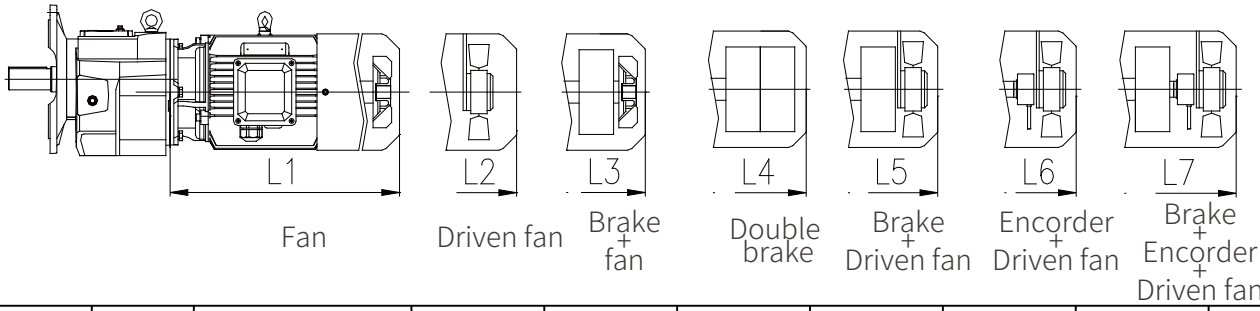

Size	P_1/kW	i_N	L1	L2	L3	L5	L6	L7	D
C213/C313	2.2	160-224	359	414	434	494	494	539	202
	3	112-224	359	414	434	494	494	539	202
	4	80-224	423	483	498	563	563	603	220
	5.5	56-125	467	532	547	6917	6917	647	259
	7.5	45-125	467	532	547	617	617	647	259
	11	28-125	517	567	612	667	667	702	314
	15	22.4-100	547	597	642	697	697	732	314
	18.5	18-80	588	633	698	743	743	783	356
	22	14-63	636	681	746	791	791	831	356
	30	10-50	684	704	799	824	824	869	398
	37	9-40	725	760	840	880	880	920	446
	45	4-31.5	725	760	840	880	880	920	446
	55	4-25	841	866	981	1021	1021	1041	485
C214/C314	3	180-250	359	414	434	494	494	539	202
	4	140-280	423	483	498	563	563	603	220
	5.5	100-200	467	532	547	6917	6917	647	259
	7.5	71-200	467	532	547	617	617	647	259
	11	50-200	517	567	612	667	667	702	314
	15	35.5-160	547	597	642	697	697	732	314
	18.5	28-140	588	633	698	743	743	783	356
	22	25-112	636	681	746	791	791	831	356
	30	18-80	684	704	799	824	824	869	398
	37	14-71	725	760	840	880	880	920	446
	45	12.5-56	725	760	840	880	880	920	446
	55	10-45	841	866	981	1021	1021	1041	485
	75	5.6-31.5	886	916	1026	1066	1066	1106	547
	90	4.5-25	937	967	1077	1117	1117	1157	547
C216/C316	7.5	100-224	467	532	547	617	617	647	259
	11	71-224	517	567	612	667	667	702	314
	15	50-224	547	597	642	697	697	732	314
	18.5	40-180	588	633	698	743	743	783	356
	22	35.5-160	636	681	746	791	791	831	356
	30	25-112	684	704	799	824	824	869	398
	37	20-90	725	760	840	880	880	920	446
	45	16-80	725	760	840	880	880	920	446
	55	12.5-63	841	866	981	1021	1021	1041	485
	75	9-45	886	916	1026	1066	1066	1106	547
	90	7.1-35.5	937	967	1077	1117	1117	1157	547

C/C+MA

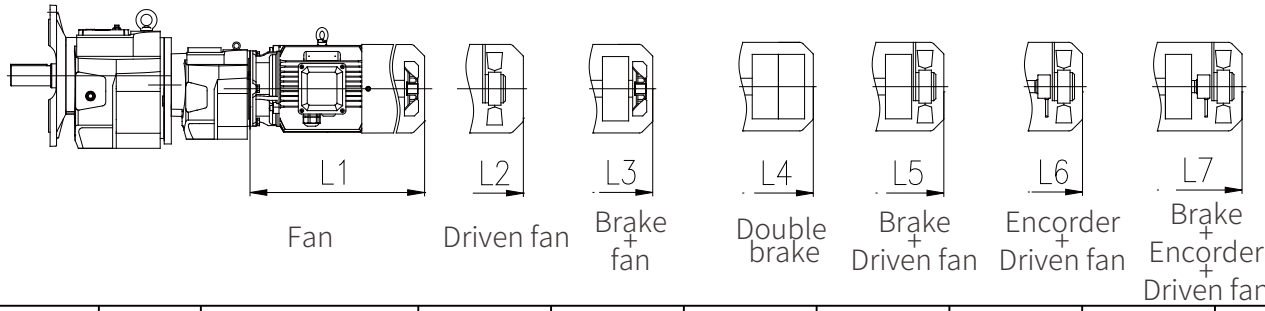

Size	P_1/kW	i_N	L1	L2	L3	L5	L6	L7	D
C203/C201 C303/C.01	0.09	112-315	206	/	/	/	/	/	116
	0.12	112-500	206	/	/	/	/	/	124
	0.18	112-250	/	/	/	/	/	/	124
	0.25	112-224	218	/	/	/	/	/	139
	0.37	112-140	/	/	/	/	/	/	139
C204/C.03 C304/C.03	0.12	112-900	206	/	/	/	/	/	124
	0.18	112-630	206	/	/	/	/	/	124
	0.25	112-250	/	/	/	/	/	/	139
	0.37	112-250	218	/	/	/	/	/	139
	0.55	112-200	/	/	/	/	/	/	162
C205/C.03 C305/C.03	0.12	112-1600	206	/	/	/	/	/	124
	0.18	112-900	206	/	/	/	/	/	124
	0.25	112-250	/	/	/	/	/	/	139
	0.37	112-250	218	/	/	/	/	/	139
	0.55	112-250	/	/	/	/	/	/	162
	0.75	112-315	299	344	359	404	404	449	162
C207/C.03 C307/C.03	0.12	112-4000	206	261	241	296	/	/	124
	0.18	112-2500	206	261	241	296	/	/	124
	0.25	112-1800	223	273	263	318	318	358	139
	0.37	112-1250	223	273	263	318	318	358	139
	0.55	112-800	299	344	359	404	404	449	162
	0.75	112-630	299	344	359	404	404	449	162
	1.1	112-355	347	392	402	452	452	497	176
	1.5	112-280	347	392	402	452	452	497	176
C208/C.05 C308/C.05	0.12	112-6300	206	261	241	296	/	/	124
	0.18	112-4000	206	261	241	296	/	/	124
	0.25	112-3150	223	273	263	318	318	358	139
	0.37	112-2000	223	273	263	318	318	358	139
	0.55	112-1250	299	344	359	404	404	449	162
	0.75	112-1000	299	344	359	404	404	449	162
	1.1	112-355	347	392	402	452	452	497	176
	1.5	112-355	347	392	402	452	452	497	176
	2.2	112-355	394	449	469	529	529	574	202
	3	112-250	394	449	469	529	529	574	202
	4	112-315	459	519	534	599	599	639	220

C/C+MA

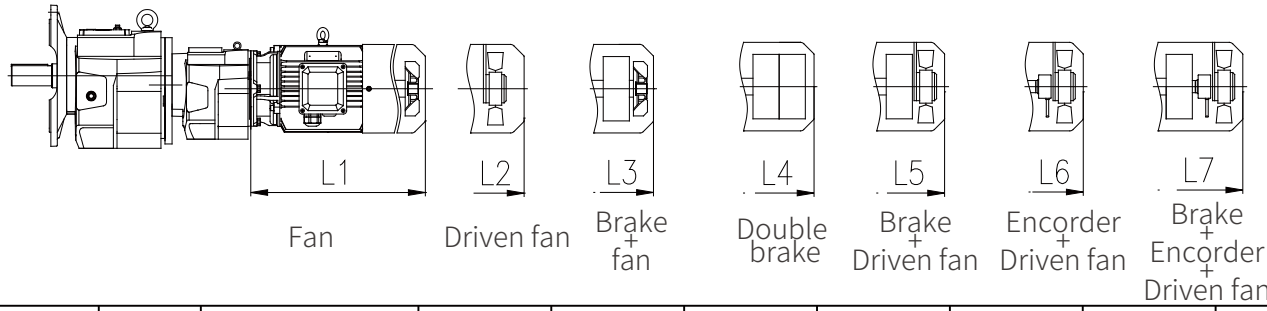

Size	P_1/kW	i_N	L1	L2	L3	L5	L6	L7	D
C209/C.05 C309/C.05	0.12	112-11200	207	262	242	297	/	/	124
	0.18	112-7100	207	262	242	297	/	/	124
	0.25	112-5000	224	274	264	319	319	359	139
	0.37	112-3550	224	274	264	319	319	359	139
	0.55	112-2240	300	345	360	405	405	450	162
	0.75	112-1600	300	345	360	405	405	450	162
	1.1	112-1250	348	393	403	453	453	498	176
	1.5	112-900	348	393	403	453	453	498	176
	2.2	112-630	395	450	470	530	530	575	202
	3	112-400	395	450	470	530	530	575	202
	4	112-315	459	519	534	599	599	639	220
C210/C.07 C310/C.07	0.12	112-14000	207	262	242	297	/	/	124
	0.18	112-12500	207	262	242	297	/	/	124
	0.25	112-9000	224	274	264	329	329	364	139
	0.37	112-5600	224	274	264	329	329	364	139
	0.55	112-4000	300	345	355	410	410	450	162
	0.75	112-2800	300	345	355	410	410	450	162
	1.1	112-1800	348	393	403	458	458	498	176
	1.5	112-1400	348	393	403	458	458	498	176
	2.2	112-1000	395	450	470	530	530	575	202
	3	112-710	395	450	470	530	530	575	202
	4	112-560	459	519	534	599	599	639	220
	5.5	112-250	497	562	577	647	647	677	259
	7.5	112-250	497	562	577	647	647	677	259

C/C+MA

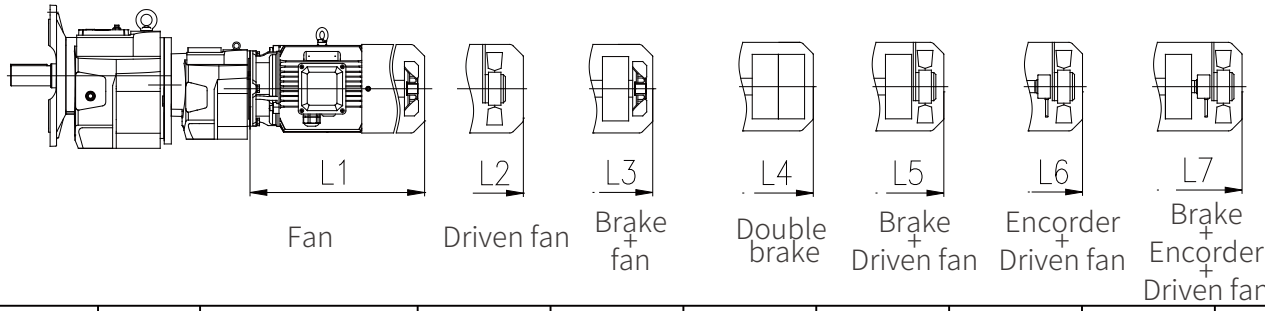

Size	P_1/kW	i_N	L1	L2	L3	L5	L6	L7	D
C213/C.07 C313/C.07	0.12	800-14000	199	254	234	289	/	/	124
	0.18	800-14000	199	254	234	289	/	/	124
	0.25	800-14000	216	266	256	321	321	356	139
	0.37	800-9000	216	266	256	321	321	356	139
	0.55	450-7100	292	337	347	402	402	442	162
	0.75	450-5000	292	337	347	402	402	442	162
	1.1	112-3150	340	385	395	450	450	490	176
	1.5	112-2240	340	385	395	450	450	490	176
	2.2	112-1600	387	442	462	522	522	567	202
	3	112-1120	387	442	462	522	522	567	202
	4	112-900	451	511	526	591	591	631	220
	5.5	112-400	489	554	569	639	639	669	259
	7.5	112-400	489	554	569	639	639	669	259
	11	112-315	550	600	645	700	700	925	314
C214/C.08 C314/C.07	0.12	800-14000	199	254	234	289	/	/	124
	0.18	800-14000	199	254	234	289	/	/	124
	0.25	800-14000	216	266	256	321	321	356	139
	0.37	800-14000	216	266	256	321	321	356	139
	0.55	450-9000	292	337	347	402	402	442	162
	0.75	450-7100	292	337	347	402	402	442	162
	1.1	112-4500	340	385	395	450	450	490	176
	1.5	112-3150	340	385	395	450	450	490	176
	2.2	112-2240	387	442	462	522	522	567	202
	3	112-1800	387	442	462	522	522	567	202
	4	112-1250	451	511	526	591	591	631	220
	5.5	112-400	489	554	569	639	639	669	259
	7.5	112-400	489	554	569	639	639	669	259
	11	112-400	550	600	645	700	700	925	314
	15	112-315	580	630	675	730	730	955	314
	18.5	112-280	621	666	731	776	776	831	356
	22	112-224	669	714	779	824	824	879	356

C/C+MA

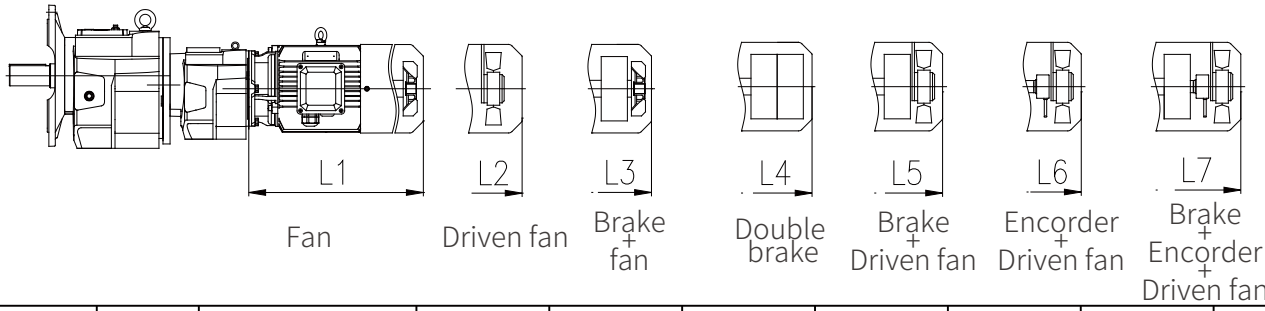

Size	P_1/kW	i_N	L1	L2	L3	L5	L6	L7	D
C216/C.10 C316/C.09	0.12	800-14000	199	254	234	289	/	/	124
	0.18	800-14000	199	254	234	289	/	/	124
	0.25	800-14000	216	266	256	321	321	356	139
	0.37	800-14000	216	266	256	321	321	356	139
	0.55	450-9000	292	337	347	402	402	442	162
	0.75	450-7100	292	337	347	402	402	442	162
	1.1	112-4500	340	385	395	450	450	490	176
	1.5	112-3150	340	385	395	450	450	490	176
	2.2	112-2240	387	442	462	522	522	567	202
	3	112-1800	387	442	462	522	522	567	202
	4	112-1250	451	511	526	591	591	631	220
	5.5	112-400	489	554	569	639	639	669	259
	7.5	112-400	489	554	569	639	639	669	259
	11	112-400	550	600	645	700	700	925	314
	15	112-315	580	630	675	730	730	955	314
	18.5	112-280	621	666	731	776	776	831	356
	22	112-224	669	714	779	824	824	879	356
	30	112-200	705	725	820	845	845	905	398
	37	112-200	746	781	861	901	901	956	446

6 输入法兰和输入轴尺寸 6 Input Flange & Input Shaft

6.1 C系列AP输入法兰外形尺寸(mm) 6.1 C series dimensions of AP input flange（mm）

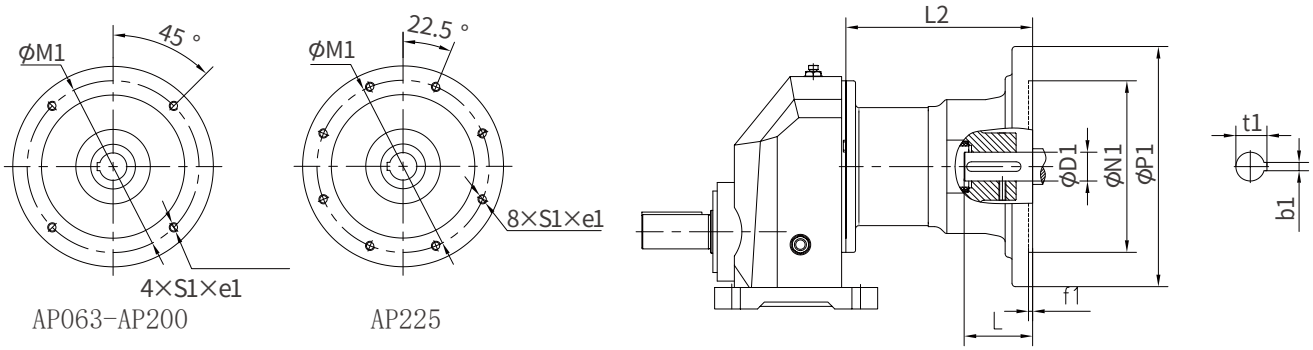

Size	Flange	iN	e1	D1	N1	M1	P1	f1	b1	t1	L	S1	L2
C103	AP063	1.25-4	14	11H7	95H7	115	140	4	4	12.8	23	M8	59
	AP071	1.25-4	14	14H7	110H7	130	160	4	5	16.3	30	M8	59
	AP080	1.25-4	18	19H7	130H7	165	200	4	6	21.8	40	M10	74
C104	AP063	1.25-4.5	14	11H7	95H7	115	140	4	4	12.8	23	M8	61
	AP071	1.25-4.5	14	14H7	110H7	130	160	4	5	16.3	30	M8	61
	AP080	1.25-4.5	18	19H7	130H7	165	200	4	6	21.8	40	M10	76
	AP090	1.25-2.8	18	24H7	130H7	165	200	4	8	27.3	50	M10	81
	AP100	1.25-2.8	28	28H7	180H7	215	250	5	8	31.3	60	M12	191
	AP112	1.25-2.8	28	28H7	180H7	215	250	5	8	31.3	60	M12	191
C106	AP063	1.25-5.6	14	11H7	95H7	115	140	4	4	12.8	23	M8	61
	AP071	1.25-5.6	14	14H7	110H7	130	160	4	5	16.3	30	M8	61
	AP080	1.25-5.6	18	19H7	130H7	165	200	4	6	21.8	40	M10	76
	AP090	1.25-3.55	18	24H7	130H7	165	200	4	8	27.3	50	M10	81
	AP100	1.25-3.55	28	28H7	180H7	215	250	5	8	31.3	60	M12	191
	AP112	1.25-3.55	28	28H7	180H7	215	250	5	8	31.3	60	M12	191
C107	AP071	1.25-7.1	14	14H7	110H7	130	160	4	5	16.3	30	M8	53
	AP080	1.25-7.1	18	19H7	130H7	165	200	4	6	21.8	40	M10	68
	AP090	1.25-4.5	18	24H7	130H7	165	200	4	8	27.3	50	M10	73
	AP100	1.25-4.5	28	28H7	180H7	215	250	5	8	31.3	60	M12	181
	AP112	1.25-4.5	28	28H7	180H7	215	250	5	8	31.3	60	M12	181
	AP132	1.25-2	28	38H7	230H7	265	300	5	10	41.3	80	M12	210

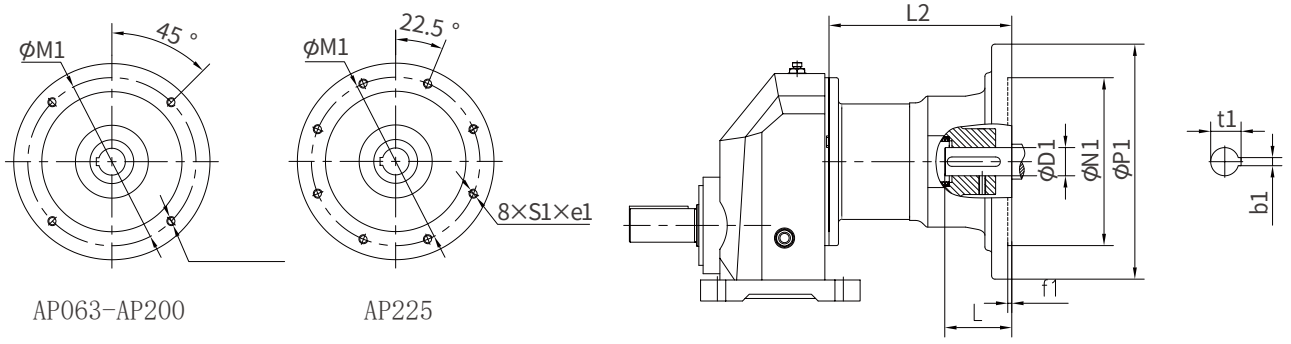

AP063-AP200 AP225

Size	Flange	iN	e1	D1	N1	M1	P1	f1	b1	t1	L	S1	L2
C108	AP080	3.15-7.1	18	19H7	130H7	165	200	4	6	21.8	40	M10	65
	AP090	1.25-5.6	18	24H7	130H7	165	200	4	8	27.3	50	M10	66
	AP100	1.25-5.6	28	28H7	180H7	215	250	5	8	31.3	60	M12	171
	AP112	1.25-5.6	28	28H7	180H7	215	250	5	8	31.3	60	M12	171
	AP132	1.25-2.8	28	38H7	230H7	265	300	5	10	41.3	80	M12	203
	AP160	1.25-2.8	40	42H7	250H7	300	350	6	12	45.3	110	M16	272
	AP180	1.25-2.8	40	48H7	250H7	300	350	6	14	51.8	110	M16	272
C109	AP090	1.25-7.1	18	24H7	130H7	165	200	4	8	27.3	50	M10	61
	AP100	1.25-7.1	28	28H7	180H7	215	250	5	8	31.3	60	M12	172
	AP112	1.25-7.1	28	28H7	180H7	215	250	5	8	31.3	60	M12	172
	AP132	1.25-4	28	38H7	230H7	265	300	5	10	41.3	80	M12	202
	AP160	1.25-4	40	42H7	250H7	300	350	6	12	45.3	110	M16	270
	AP180	1.25-4	40	48H7	250H7	300	350	6	14	51.8	110	M16	270
	AP200	1.25-2.8	40	55H7	300H7	350	400	6	16	59.3	110	M16	327
C110	AP100	1.25-6.3	28	28H7	180H7	215	250	5	8	31.3	60	M12	162
	AP112	1.25-6.3	28	28H7	180H7	215	250	5	8	31.3	60	M12	162
	AP132	1.25-4.5	28	38H7	230H7	265	300	5	10	41.3	80	M12	189
	AP160	1.25-4.5	40	42H7	250H7	300	350	6	12	45.3	110	M16	257
	AP180	1.25-4.5	40	48H7	250H7	300	350	6	14	51.8	110	M16	257
	AP200	1.25-3.55	40	55H7	300H7	350	400	6	16	59.3	110	M16	327
	AP225	1.25-3.55	30	60H7	350H7	400	450	6	18	64.4	140	M16	354

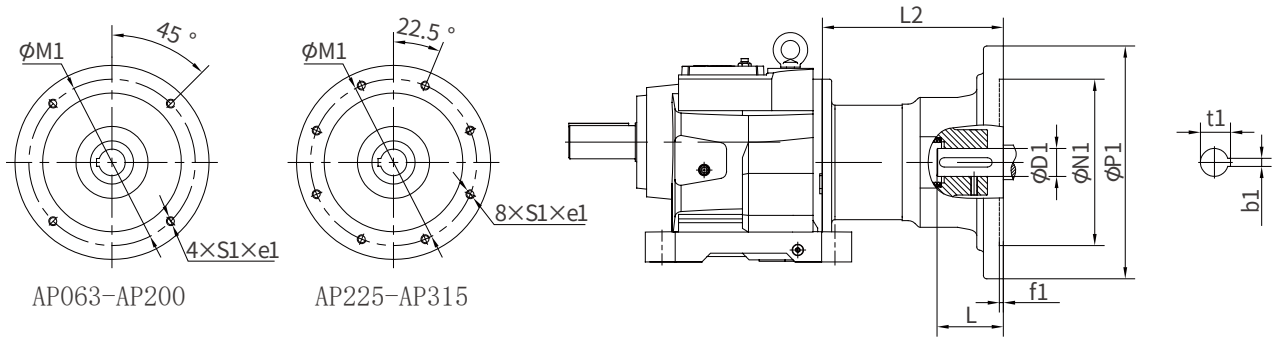

Size	Flange	iN	e1	D1	N1	M1	P1	f1	b1	t1	L	S1	L2
C203 C303	AP063	4-90	14	11H7	95H7	115	140	4	4	12.8	23	M8	59
	AP071	4-90	14	14H7	110H7	130	160	4	5	16.3	30	M8	59
	AP080	4-71	18	19H7	130H7	165	200	4	6	21.8	40	M10	74
C204 C304	AP063	4-125	14	11H7	95H7	115	140	4	4	12.8	23	M8	61
	AP071	4-125	14	14H7	110H7	130	160	4	5	16.3	30	M8	61
	AP080	4-100	18	19H7	130H7	165	200	4	6	21.8	40	M10	76
	AP090	4-50	18	24H7	130H7	165	200	4	8	27.3	50	M10	81
	AP100	4-25	28	28H7	180H7	215	250	5	8	31.3	60	M12	191
	AP112	4-11.2	28	28H7	180H7	215	250	5	8	31.3	60	M12	191
C205 C305	AP063	4.5-140	14	11H7	95H7	115	140	4	4	12.8	23	M8	61
	AP071	4.5-140	14	14H7	110H7	130	160	4	5	16.3	30	M8	61
	AP080	4.5-140	18	19H7	130H7	165	200	4	6	21.8	40	M10	76
	AP090	4.5-80	18	24H7	130H7	165	200	4	8	27.3	50	M10	81
	AP100	4.5-40	28	28H7	180H7	215	250	5	8	31.3	60	M12	191
	AP112	4.5-22.4	28	28H7	180H7	215	250	5	8	31.3	60	M12	191
C206 C306	AP063	4.5-160	14	11H7	95H7	115	140	4	4	12.8	23	M8	61
	AP071	4.5-160	14	14H7	110H7	130	160	4	5	16.3	30	M8	61
	AP080	4.5-160	18	19H7	130H7	165	200	4	6	21.8	40	M10	76
	AP090	4.5-100	18	24H7	130H7	165	200	4	8	27.3	50	M10	81
	AP100	4.5-56	28	28H7	180H7	215	250	5	8	31.3	60	M12	191
	AP112	4.5-31.5	28	28H7	180H7	215	250	5	8	31.3	60	M12	191
C207 C307	AP071	4-180	14	14H7	110H7	130	160	4	5	16.3	30	M8	53
	AP080	4-180	18	19H7	130H7	165	200	4	6	21.8	40	M10	68
	AP090	4-100	18	24H7	130H7	165	200	4	8	27.3	50	M10	73
	AP100	4-71	28	28H7	180H7	215	250	5	8	31.3	60	M12	181
	AP112	4-40	28	28H7	180H7	215	250	5	8	31.3	60	M12	181
	AP132	4-28	28	38H7	230H7	265	300	5	10	41.3	80	M12	210
C208 C308	AP080	20-200	18	19H7	130H7	165	200	4	6	21.8	40	M10	65
	AP090	4.5-200	18	24H7	130H7	165	200	4	8	27.3	50	M10	66
	AP100	4.5-125	28	28H7	180H7	215	250	5	8	31.3	60	M12	171
	AP112	4.5-80	28	28H7	180H7	215	250	5	8	31.3	60	M12	171
	AP132	4.5-56	28	38H7	230H7	265	300	5	10	41.3	80	M12	203
	AP160	4.5-28	40	42H7	250H7	300	350	6	12	45.3	110	M16	272
	AP180	4.5-12.5	40	48H7	250H7	300	350	6	14	51.8	110	M16	272

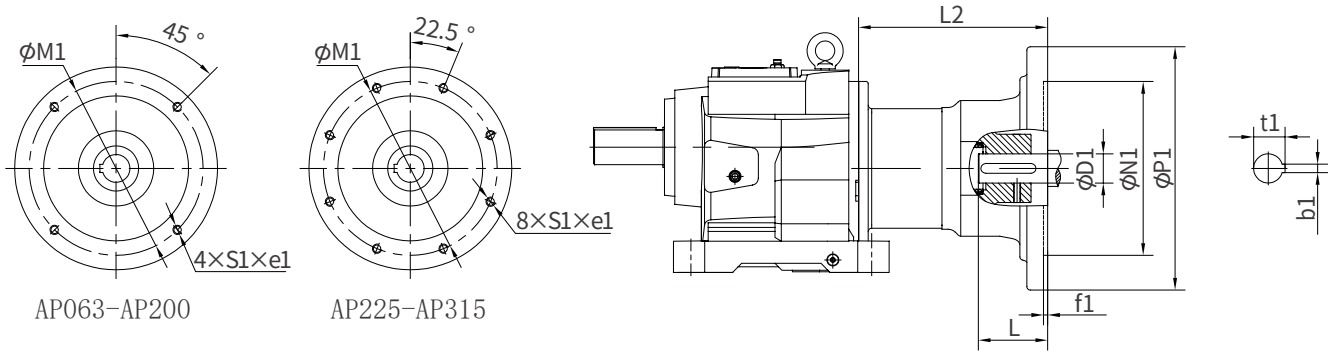

Size	Flange	iN	e1	D1	N1	M1	P1	f1	b1	t1	L	S1	L2
C209 C309	AP090	4-224	18	24H7	130H7	165	200	4	8	27.3	50	M10	61
	AP100	4-224	28	28H7	180H7	215	250	5	8	31.3	60	M12	172
	AP112	4-125	28	28H7	180H7	215	250	5	8	31.3	60	M12	172
	AP132	4-125	28	38H7	230H7	265	300	5	10	41.3	80	M12	202
	AP160	4-56	40	42H7	250H7	300	350	6	12	45.3	110	M16	270
	AP180	4-31.5	40	48H7	250H7	300	350	6	14	51.8	110	M16	270
	AP200	4-16	40	55H7	300H7	350	400	6	16	59.3	110	M16	327
C210 C310	AP100	4-224	28	28H7	180H7	215	250	5	8	31.3	60	M12	162
	AP112	4-200	28	28H7	180H7	215	250	5	8	31.3	60	M12	162
	AP132	4-140	28	38H7	230H7	265	300	5	10	41.3	80	M12	189
	AP160	4-71	40	42H7	250H7	300	350	6	12	45.3	110	M16	257
	AP180	4-45	40	48H7	250H7	300	350	6	14	51.8	110	M16	257
	AP200	4-28	40	55H7	300H7	350	400	6	16	59.3	110	M16	327
	AP225	4-22.4	30	60H7	350H7	400	450	6	18	64.4	140	M16	354
C212 C312	AP100	4.5-280	28	28H7	180H7	215	250	5	8	31.3	60	M12	162
	AP112	4.5-280	28	28H7	180H7	215	250	5	8	31.3	60	M12	162
	AP132	4.5-140	28	38H7	230H7	265	300	5	10	41.3	80	M12	189
	AP160	4.5-100	40	42H7	250H7	300	350	6	12	45.3	110	M16	257
	AP180	4.5-63	40	48H7	250H7	300	350	6	14	51.8	110	M16	257
	AP200	4.5-40	40	55H7	300H7	350	400	6	16	59.3	110	M16	327
	AP225	4.5-31.5	30	60H7	350H7	400	450	6	18	64.4	140	M16	354
C213 C313	AP132	4-125	28	38H7	230H7	265	300	5	10	41.3	80	M12	175
	AP160	4-125	40	42H7	250H7	300	350	6	12	45.3	110	M16	243
	AP180	4-80	40	48H7	250H7	300	350	6	14	51.8	110	M16	243
	AP200	4-50	40	55H7	300H7	350	400	6	16	59.3	110	M16	316
	AP225	4-40	30	60H7	350H7	400	450	6	18	64.4	140	M16	343
	AP250	4-20	32	65H7	450H7	500	550	7	18	69.4	140	M16	361
C214 C314	AP132	4-200	28	38H7	230H7	265	300	5	10	41.3	80	M12	175
	AP160	4-200	40	42H7	250H7	300	350	6	12	45.3	110	M16	243
	AP180	4-140	40	48H7	250H7	300	350	6	14	51.8	110	M16	243
	AP200	4-80	40	55H7	300H7	350	400	6	16	59.3	110	M16	316
	AP225	4-71	30	60H7	350H7	400	450	6	18	64.4	140	M16	343
	AP250	4-45	32	65H7	450H7	500	550	7	18	69.4	140	M16	361
	AP280	4-31.5	32	75H7	450H7	500	550	7	20	79.9	140	M16	361
C216 C316	AP160	18-224	40	42H7	250H7	300	350	6	12	45.3	110	M16	233
	AP180	18-180	40	48H7	250H7	300	350	6	14	51.8	110	M16	233
	AP200	4.5-112	40	55H7	300H7	350	400	6	16	59.3	110	M16	298
	AP225	4.5-90	30	60H7	350H7	400	450	6	18	64.4	140	M16	325
	AP250	4.5-63	32	65H7	450H7	500	550	7	18	69.4	140	M16	343
	AP280	4.5-45	32	75H7	450H7	500	550	7	20	79.9	140	M16	343
	AP315	4.5-31.5	35	80H7	550H7	600	660	7	22	85.4	170	M20	447

6.2 C系列AS输入法兰外形尺寸图表

6.2 C series dimensions of AS input flange

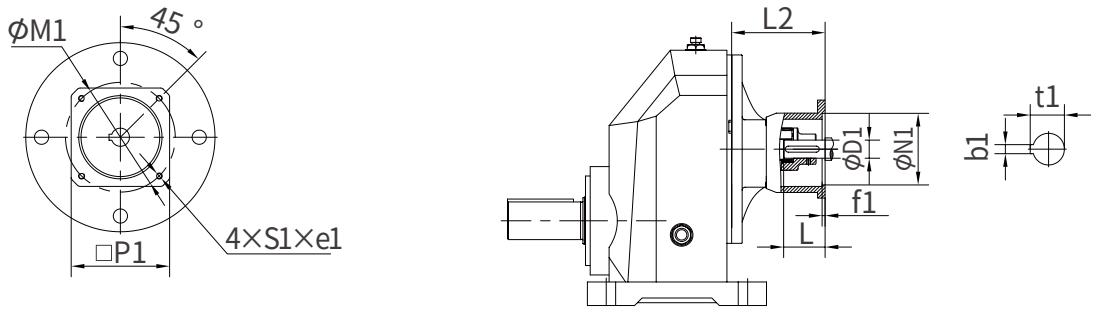

AS040-AS315

Size	Flange	iN	e1	D1	N1	M1	P1	f1	b1	t1	L	S1	L2	Weight (kg)
C103	AS040	1.25-4	4	8H7	30H7	46	78	4	2	9	25	M4	70	2.5
	AS055	1.25-4	4	9H7	40H7	63	78	4	3	10.4	25	M5	70	2.5
	AS060	1.25-4	10	14H7	50H7	70	60	4	5	16.3	30	M5	114	3.2
	AS070	1.25-4	10	14H7	60H7	75	70	4	5	16.3	30	M5	114	3.3
	AS080	1.25-4	10	19H7	70H7	90	80	4	6	21.8	35	M6	120	3.4
	AS090	1.25-4	10	19H7	80H7	100	90	4	6	21.8	40	M6	125	3.6
	AS100	1.25-2.24	14	19H7	95H7	115	100	4	6	21.8	45	M8	122	3.9
	AS125	1.25-2.24	15	24H7	110H7	130	130	5	8	27	50	M8	133	4.9
	AS140	1.25-2.24	15	24H7	110H7	145	130	6.5	8	27	55	M8	133	4.8
C104	AS060	1.25-4.5	10	14H7	50H7	70	60	4	5	16.3	30	M5	116	4.1
	AS070	1.25-4.5	10	14H7	60H7	75	70	4	5	16.3	30	M5	116	4.2
	AS080	1.25-4.5	10	19H7	70H7	90	80	4	6	21.8	35	M6	122	4.3
	AS090	1.25-4.5	10	19H7	80H7	100	90	4	6	21.8	40	M6	127	4.5
	AS100	1.25-2.8	14	19H7	95H7	115	100	4	6	21.8	45	M8	124	4.8
	AS125	1.25-2.8	15	24H7	110H7	130	130	5	8	27	50	M8	135	5.8
	AS140	1.25-2.8	15	24H7	110H7	145	130	6.5	8	27	55	M8	135	5.7
	AS160	1.25-2.8	15	32H7	130H7	165	155	5	10	35.3	60	M10	190	9.9
C106	AS060	1.25-5.6	10	14H7	50H7	70	60	4	5	16.3	30	M5	116	4.1
	AS070	1.25-5.6	10	14H7	60H7	75	70	4	5	16.3	30	M5	116	4.2
	AS080	1.25-5.6	10	19H7	70H7	90	80	4	6	21.8	35	M6	122	4.3
	AS090	1.25-5.6	10	19H7	80H7	100	90	4	6	21.8	40	M6	127	4.5
	AS100	1.25-3.55	14	19H7	95H7	115	100	4	6	21.8	45	M8	124	4.8
	AS125	1.25-3.55	15	24H7	110H7	130	130	5	8	27	50	M8	135	5.8
	AS140	1.25-3.55	15	24H7	110H7	145	130	6.5	8	27	55	M8	135	5.7
	AS160	1.25-3.55	15	32H7	130H7	165	155	5	10	35.3	60	M10	190	9.9
C107	AS060	1.25-7.1	10	14H7	50H7	70	60	4	5	16.3	30	M5	108	5.6
	AS070	1.25-7.1	10	14H7	60H7	75	70	4	5	16.3	30	M5	108	5.7
	AS080	1.25-7.1	10	19H7	70H7	90	80	4	6	21.8	35	M6	114	5.8
	AS090	1.25-7.1	10	19H7	80H7	100	90	4	6	21.8	40	M6	119	6
	AS100	1.25-4.5	14	19H7	95H7	115	100	4	6	21.8	45	M8	116	6.3
	AS125	1.25-4.5	15	24H7	110H7	130	130	5	8	27	50	M8	127	7.3
	AS140	1.25-4.5	15	24H7	110H7	145	130	6.5	8	27	55	M8	127	7.2
	AS160	1.25-4.5	15	32H7	130H7	165	155	5	10	35.3	60	M10	180	11.3
	AS180	1.25-2	16	35H7	114.3H7	200	180	7	10	38.3	80	M12	210	16.7
	AS190	1.25-2	18	38H7	180H7	215	190	6	10	41.3	80	M12	210	17.1
	AS240	1.25-2	28	38H7	230H7	265	240	5	10	41.3	80	M12	210	22.3

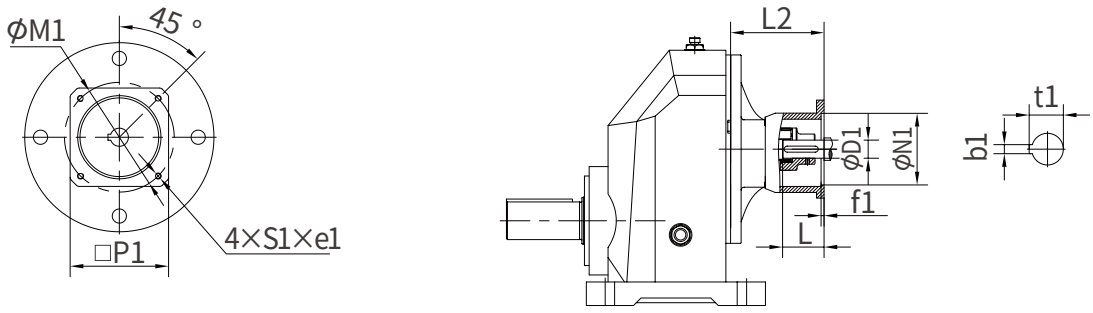

AS040-AS315

Size	Flange	iN	e1	D1	N1	M1	P1	f1	b1	t1	L	S1	L2	Weight (kg)
C108	AS070	1.25-7.1	10	14H7	60H7	75	70	4	5	16.3	30	M5	105	8
	AS080	1.25-7.1	10	19H7	70H7	90	80	4	6	21.8	35	M6	111	8.1
	AS090	1.25-7.1	10	19H7	80H7	100	90	4	6	21.8	40	M6	116	8.3
	AS100	1.25-5.6	14	19H7	95H7	115	100	4	6	21.8	45	M8	113	8.6
	AS125	1.25-5.6	15	24H7	110H7	130	130	5	8	27	50	M8	124	9.6
	AS140	1.25-5.6	15	24H7	110H7	145	130	6.5	8	27	55	M8	124	9.5
	AS160	1.25-5.6	15	32H7	130H7	165	155	5	10	35.3	60	M10	170	14
	AS180	1.25-2.8	16	35H7	114.3H7	200	180	7	10	38.3	80	M12	203	19.3
	AS190	1.25-2.8	18	38H7	180H7	215	190	6	10	41.3	80	M12	203	19.7
	AS240	1.25-2.8	28	38H7	230H7	265	240	5	10	41.3	80	M12	203	24.9
	AS260	1.25-2.8	40	48H7	250H7	300	260	6	14	51.8	110	M16	272	46.4
C109	AS160	1.25-7.1	15	32H7	130H7	165	155	5	10	35.3	60	M10	171	17.3
	AS180	1.25-4	16	35H7	114.3H7	200	180	7	10	38.3	80	M12	202	22.7
	AS190	1.25-4	18	38H7	180H7	215	190	6	10	41.3	80	M12	202	23.1
	AS240	1.25-4	28	38H7	230H7	265	240	5	10	41.3	80	M12	202	28.3
	AS260	1.25-4	40	48H7	250H7	300	260	6	14	51.8	110	M16	271	49.9
	AS315	1.25-2.8	40	55H7	300H7	350	315	6	16	59.3	110	M16	327	72.8
C110	AS160	1.25-6.3	15	32H7	130H7	165	155	5	10	35.3	60	M10	161	21.4
	AS180	1.25-4.5	16	35H7	114.3H7	200	180	7	10	38.3	80	M12	189	28.1
	AS190	1.25-4.5	18	38H7	180H7	215	190	6	10	41.3	80	M12	189	28.5
	AS240	1.25-4.5	28	38H7	230H7	265	240	5	10	41.3	80	M12	189	33.7
	AS260	1.25-4.5	40	48H7	250H7	300	260	6	14	51.8	110	M16	258	52.3
	AS315	1.25-3.55	40	55H7	300H7	350	315	6	16	59.3	110	M16	327	77.4

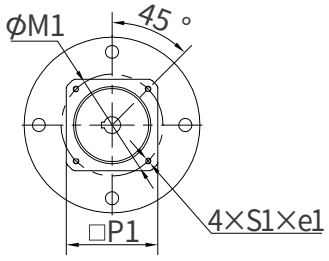

AS040-AS315

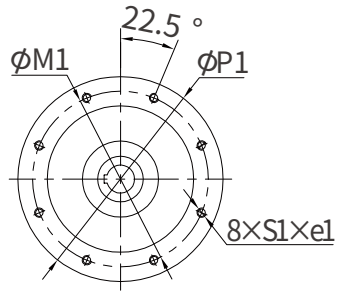

AS450

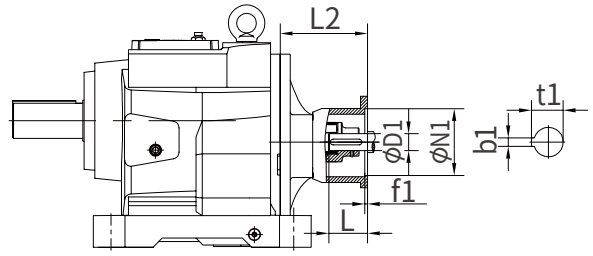

Size	Flange	iN	e1	D1	N1	M1	P1	f1	b1	t1	L	S1	L2	Weight (kg)
C203 C303	AS040	4-90	4	8H7	30H7	46	78	4	2	9	25	M4	70	2.5
	AS055	4-90	4	9H7	40H7	63	78	4	3	10.4	25	M5	70	2.5
	AS060	4-90	10	14H7	50H7	70	60	4	5	16.3	30	M5	114	3.2
	AS070	4-90	10	14H7	60H7	75	70	4	5	16.3	30	M5	114	3.3
	AS080	4-90	10	19H7	70H7	90	80	4	6	21.8	35	M6	120	3.4
	AS090	4-90	10	19H7	80H7	100	90	4	6	21.8	40	M6	125	3.6
	AS100	4-50	14	19H7	95H7	115	100	4	6	21.8	45	M8	122	3.9
	AS125	4-50	15	24H7	110H7	130	130	5	8	27	50	M8	133	4.9
	AS140	4-50	15	24H7	110H7	145	130	6.5	8	27	55	M8	133	4.8
C204 C304	AS060	4-125	10	14H7	50H7	70	60	4	5	16.3	30	M5	116	4.1
	AS070	4-125	10	14H7	60H7	75	70	4	5	16.3	30	M5	116	4.2
	AS080	4-125	10	19H7	70H7	90	80	4	6	21.8	35	M6	122	4.3
	AS090	4-125	10	19H7	80H7	100	90	4	6	21.8	40	M6	127	4.5
	AS100	4-71	14	19H7	95H7	115	100	4	6	21.8	45	M8	124	4.8
	AS125	4-71	15	24H7	110H7	130	130	5	8	27	50	M8	135	5.8
	AS140	4-71	15	24H7	110H7	145	130	6.5	8	27	55	M8	135	5.7
	AS160	4-71	15	32H7	130H7	165	155	5	10	35.3	60	M10	190	9.9
C205 C305	AS060	4.5-140	10	14H7	50H7	70	60	4	5	16.3	30	M5	116	4.1
	AS070	4.5-140	10	14H7	60H7	75	70	4	5	16.3	30	M5	116	4.2
	AS080	4.5-140	10	19H7	70H7	90	80	4	6	21.8	35	M6	122	4.3
	AS090	4.5-140	10	19H7	80H7	100	90	4	6	21.8	40	M6	127	4.5
	AS100	4.5-80	14	19H7	95H7	115	100	4	6	21.8	45	M8	124	4.8
	AS125	4.5-80	15	24H7	110H7	130	130	5	8	27	50	M8	135	5.8
	AS140	4.5-80	15	24H7	110H7	145	130	6.5	8	27	55	M8	135	5.7
	AS160	4.5-80	15	32H7	130H7	165	155	5	10	35.3	60	M10	190	9.9
C206 C306	AS060	4.5-160	10	14H7	50H7	70	60	4	5	16.3	30	M5	116	4.1
	AS070	4.5-160	10	14H7	60H7	75	70	4	5	16.3	30	M5	116	4.2
	AS080	4.5-160	10	19H7	70H7	90	80	4	6	21.8	35	M6	122	4.3
	AS090	4.5-160	10	19H7	80H7	100	90	4	6	21.8	40	M6	127	4.5
	AS100	4.5-100	14	19H7	95H7	115	100	4	6	21.8	45	M8	124	4.8
	AS125	4.5-100	15	24H7	110H7	130	130	5	8	27	50	M8	135	5.8
	AS140	4.5-100	15	24H7	110H7	145	130	6.5	8	27	55	M8	135	5.7
	AS160	4.5-100	15	32H7	130H7	165	155	5	10	35.3	60	M10	190	9.9
C207 C307	AS060	4-180	10	14H7	50H7	70	60	4	5	16.3	30	M5	108	5.6
	AS070	4-180	10	14H7	60H7	75	70	4	5	16.3	30	M5	108	5.7
	AS080	4-180	10	19H7	70H7	90	80	4	6	21.8	35	M6	114	5.8
	AS090	4-180	10	19H7	80H7	100	90	4	6	21.8	40	M6	119	6
	AS100	4-100	14	19H7	95H7	115	100	4	6	21.8	45	M8	116	6.3
	AS125	4-100	15	24H7	110H7	130	130	5	8	27	50	M8	127	7.3
	AS140	4-100	15	24H7	110H7	145	130	6.5	8	27	55	M8	127	7.2
	AS160	4-100	15	32H7	130H7	165	155	5	10	35.3	60	M10	180	11.3
	AS180	4-31.5	16	35H7	114.3H7	200	180	7	10	38.3	80	M12	210	16.7
	AS190	4-31.5	18	38H7	180H7	215	190	6	10	41.3	80	M12	210	17.1
	AS240	4-31.5	28	38H7	230H7	265	240	5	10	41.3	80	M12	210	22.3

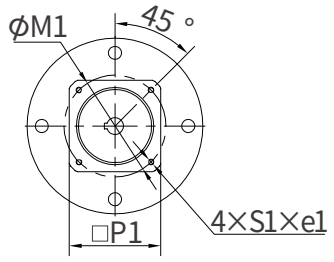

AS040-AS315

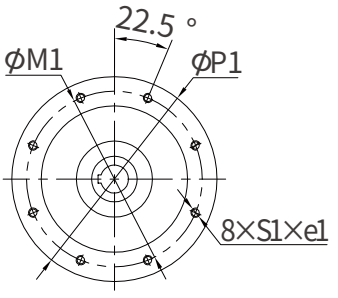

AS450

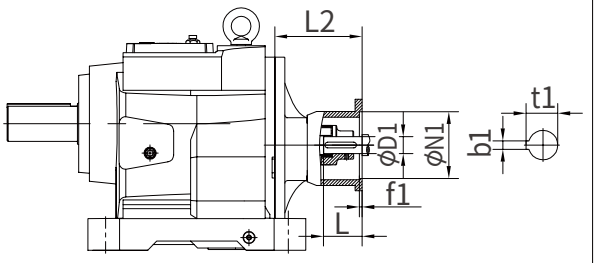

Size	Flange	iN	e1	D1	N1	M1	P1	f1	b1	t1	L	S1	L2	Weight (kg)
C208 C308	AS070	20-200	10	14H7	60H7	75	70	4	5	16.3	30	M5	105	8
	AS080	20-200	10	19H7	70H7	90	80	4	6	21.8	35	M6	111	8.1
	AS090	20-200	10	19H7	80H7	100	90	4	6	21.8	40	M6	116	8.3
	AS100	4.5-160	14	19H7	95H7	115	100	4	6	21.8	45	M8	113	8.6
	AS125	4.5-160	15	24H7	110H7	130	130	5	8	27	50	M8	124	9.6
	AS140	4.5-160	15	24H7	110H7	145	130	6.5	8	27	55	M8	124	9.5
	AS160	4.5-160	15	32H7	130H7	165	155	5	10	35.3	60	M10	170	14
	AS180	4.5-71	16	35H7	114.3H7	200	180	7	10	38.3	80	M12	203	19.3
	AS190	4.5-71	18	38H7	180H7	215	190	6	10	41.3	80	M12	203	19.7
	AS240	4.5-71	28	38H7	230H7	265	240	5	10	41.3	80	M12	203	24.9
	AS260	4.5-71	40	48H7	250H7	300	260	6	14	51.8	110	M16	272	46.4
C209 C309	AS160	4-224	15	32H7	130H7	165	155	5	10	35.3	60	M10	171	17.3
	AS180	4-112	16	35H7	114.3H7	200	180	7	10	38.3	80	M12	202	22.7
	AS190	4-112	18	38H7	180H7	215	190	6	10	41.3	80	M12	202	23.1
	AS240	4-112	28	38H7	230H7	265	240	5	10	41.3	80	M12	202	28.3
	AS260	4-112	40	48H7	250H7	300	260	6	14	51.8	110	M16	271	49.9
	AS315	4-18	40	55H7	300H7	350	315	6	16	59.3	110	M16	327	72.8
C210 C310	AS160	4-224	15	32H7	130H7	165	155	5	10	35.3	60	M10	161	21.4
	AS180	4-140	16	35H7	114.3H7	200	180	7	10	38.3	80	M12	189	28.1
	AS190	4-140	18	38H7	180H7	215	190	6	10	41.3	80	M12	189	28.5
	AS240	4-140	28	38H7	230H7	265	240	5	10	41.3	80	M12	189	33.7
	AS260	4-140	40	48H7	250H7	300	260	6	14	51.8	110	M16	258	52.3
	AS315	4-100	40	55H7	300H7	350	315	6	16	59.3	110	M16	327	77.4
C212 C312	AS160	4.5-280	15	32H7	130H7	165	155	5	10	35.3	60	M10	161	21.4
	AS180	4.5-140	16	35H7	114.3H7	200	180	7	10	38.3	80	M12	189	28.1
	AS190	4.5-140	18	38H7	180H7	215	190	6	10	41.3	80	M12	189	28.5
	AS240	4.5-140	28	38H7	230H7	265	240	5	10	41.3	80	M12	189	33.7
	AS260	4.5-140	40	48H7	250H7	300	260	6	14	51.8	110	M16	258	52.3
	AS315	4.5-100	40	55H7	300H7	350	315	6	16	59.3	110	M16	327	77.4
C213 C313	AS180	4-125	16	35H7	114.3H7	200	180	7	10	38.3	80	M12	175	40.8
	AS190	4-125	18	38H7	180H7	215	190	6	10	41.3	80	M12	175	41.2
	AS240	4-125	28	38H7	230H7	265	240	5	10	41.3	80	M12	175	46.4
	AS260	4-125	40	48H7	250H7	300	260	6	14	51.8	110	M16	244	66.9
	AS315	4-100	40	55H7	300H7	350	315	6	16	59.3	110	M16	316	89.8
C214 C314	AS180	4-200	16	35H7	114.3H7	200	180	7	10	38.3	80	M12	175	40.8
	AS190	4-200	18	38H7	180H7	215	190	6	10	41.3	80	M12	175	41.2
	AS240	4-200	28	38H7	230H7	265	240	5	10	41.3	80	M12	175	46.4
	AS260	4-200	40	48H7	250H7	300	260	6	14	51.8	110	M16	244	66.9
	AS315	4-160	40	55H7	300H7	350	315	6	16	59.3	110	M16	316	89.8
	AS450	4-125	30	55H7	350H7	400	450	6	16	59.3	140	M16	343	97.5
C216 C316	AS260	4-200	40	48H7	250H7	300	260	6	14	51.8	110	M16	234	90.9
	AS315	4-160	40	55H7	300H7	350	315	6	16	59.3	110	M16	298	109.4
	AS450	4-125	30	55H7	350H7	400	450	6	16	59.3	140	M16	325	117.1

6.3 C系列AN输入法兰外形尺寸(mm) 6.3 C series dimensions of AN input flange（mm）

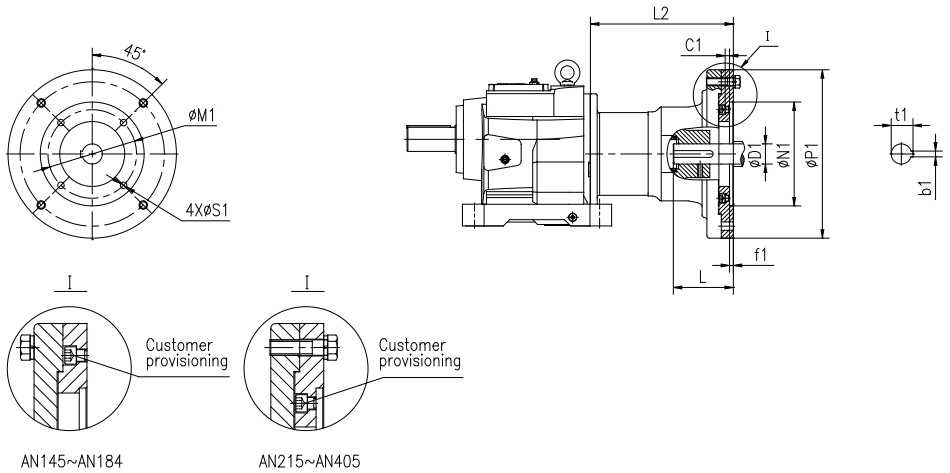

Size	Flange	i_N	NEMA Motor Frame	Power (HP)	IEC Standard Power (KW)	c1	D1	N1	M1	P1	f1	b1	t1	L	S1	L2
C203 C303	AN145	4-35.5	143TC	1/1.5	0.75/1.1	6	22.225H7	114.3H7	149.2	200	5	4.76	24.7	58.04	11	92
		4-25	145TC	2	1.5											
C204 C304	AN145	4-50	143TC	1/1.5	0.75/1.1	6	22.225H7	114.3H7	149.2	200	5	4.76	24.7	58.04	11	94
		4-35.5	145TC	2	1.5											
	AN184	4-25	182TC	3	2.2	8	28.575H7	215.9H7	184.2	250	8	6.35	31.7	73.03	13.5	220.5
		4-11.2	184TC	5	4											
C205 C305	AN145	4.5-80	143TC	1/1.5	0.75/1.1	6	22.225H7	114.3H7	149.2	200	5	4.76	24.7	58.04	11	94
		4.5-56	145TC	2	1.5											
	AN184	4.5-40	182TC	3	2.2	8	28.575H7	215.9H7	184.2	250	8	6.35	31.7	73.03	13.5	220.5
		4.5-22.4	184TC	5	4											
C206 C306	AN145	4.5-100	143TC	1/1.5	0.75/1.1	6	22.225H7	114.3H7	149.2	200	5	4.76	24.7	58.04	11	94
		4.5-80	145TC	2	1.5											
	AN184	4.5-56	182TC	3	2.2	8	28.575H7	215.9H7	184.2	250	8	6.35	31.7	73.03	13.5	220.5
		4.5-31.5	184TC	5	4											
	AN215	4.5-18	213TC	7.5	5.5	9	34.925H7	215.9H7	184.15	300	8	7.94	38.7	85.73	13.5	245
		4.5-12.5	215TC	10	7.5											
C207 C307	AN145	4-160	143TC	1/1.5	0.75/1.1	6	22.225H7	114.3H7	149.2	200	5	4.76	24.7	58.04	11	86
		4-100	145TC	2	1.5											
	AN184	4-80	182TC	3	2.2	8	28.575H7	215.9H7	184.2	250	8	6.35	31.7	73.03	13.5	210.5
		4-40	184TC	5	4											
	AN215	4-28	213TC	7.5	5.5	9	34.925H7	215.9H7	184.15	300	8	7.94	38.7	85.73	13.5	235
		4-20	215TC	10	7.5											
C208 C308	AN145	4.5-200	143TC	1/1.5	0.75/1.1	6	22.225H7	114.3H7	149.2	200	5	4.76	24.7	58.04	11	83
		4.5-200	145TC	2	1.5											
	AN184	4.5-160	182TC	3	2.2	8	28.575H7	215.9H7	184.2	250	8	6.35	31.7	73.03	13.5	200.5
		4.5-80	184TC	5	4											
	AN215	4.5-56	213TC	7.5	5.5	9	34.925H7	215.9H7	184.15	300	8	7.94	38.7	85.73	13.5	228
		4.5-45	215TC	10	7.5											
	AN256	4.5-28	254TC	15	11	9	41.275H7	215.9H7	184.15	350	8	9.53	45.8	101.6	13.5	297
		4.5-18	256TC	20	15											
C209 C309	AN184	4-224	182TC	3	2.2	8	28.575H7	215.9H7	184.2	250	8	6.35	31.7	73.03	13.5	201.5
		4-140	184TC	5	4											
	AN215	4-112	213TC	7.5	5.5	9	34.925H7	215.9H7	184.15	300	8	7.94	38.7	85.73	13.5	227
		4-80	215TC	10	7.5											
	AN256	4-56	254TC	15	11	9	41.275H7	215.9H7	184.15	350	8	9.53	45.8	101.6	13.5	296
		4-40	256TC	20	15											
	AN286	4-31.5	284TC	25	18.5	9	47.625H7	266.7H7	228.6	400	8	12.7	53.4	117.48	13.5	352
		4-18	286TC	30	22											
C210 C310	AN184	4-224	182TC	3	2.2	8	28.575H7	215.9H7	184.2	250	8	6.35	31.7	73.03	13.5	191.5
		4-200	184TC	5	4											
	AN215	4-140	213TC	7.5	5.5	9	34.925H7	215.9H7	184.15	300	8	7.94	38.7	85.73	13.5	214
		4-100	215TC	10	7.5											
	AN256	4-71	254TC	15	11	9	41.275H7	215.9H7	184.15	350	8	9.53	45.8	101.6	13.5	283
		4-56	256TC	20	15											
	AN286	4-45	284TC	25	18.5	9	47.625H7	266.7H7	228.6	400	8	12.7	53.4	117.48	13.5	252
		4-40	286TC	30	22											
	AN326	4-28	324TC	40	30	9.5	53.975H7	317.5H7	279.4	450	8	12.7	60	133.35	17.5	384
		4-18	326TC	50	37											
	AN365	4-18	364TC	60	45	24.5	60.325H7	317.5H7	279.4	450	8	15.88	67.6	149.23	17.5	399
		4-16	365TC	75	55											

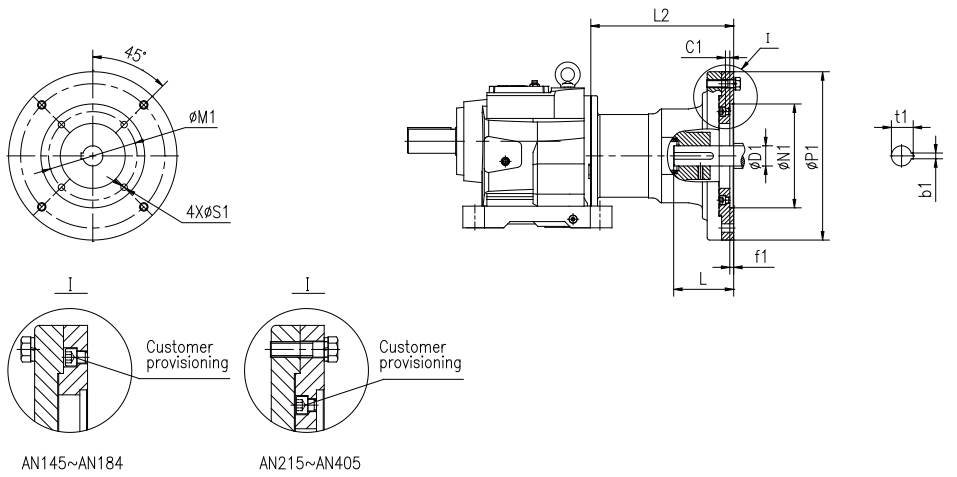

Size	Flange	i_N	NEMA Motor Frame	Power (HP)	IEC Standard Power (KW)	c1	D1	N1	M1	P1	f1	b1	t1	L	S1	L2
C212 C312	AN184	4.5-280	182TC	3	2.2	8	28.575H7	215.9H7	184.2	250	8	6.35	31.7	73.03	13.5	191.5
		4.5-224	184TC	5	4											
	AN215	4.5-200	213TC	7.5	5.5	9	34.925H7	215.9H7	184.15	300	8	7.94	38.7	85.73	13.5	214
		4.5-140	215TC	10	7.5											
	AN256	4.5-100	254TC	15	11	9	41.275H7	215.9H7	184.15	350	8	9.53	45.8	101.6	13.5	283
		4.5-71	256TC	20	15											
	AN286	4.5-63	284TC	25	18.5	9	47.625H7	266.7H7	228.6	400	8	12.7	53.4	117.48	13.5	252
		4.5-56	286TC	30	22											
	AN326	4.5-40	324TC	40	30	9.5	53.975H7	317.5H7	279.4	450	8	12.7	60	133.35	17.5	384
		4.5-32	326TC	50	37											
	AN365	4.5-18	364TC	60	45	24.5	60.325H7	317.5H7	279.4	450	8	15.88	67.6	149.23	17.5	399
		4.5-18	365TC	75	55											
C213 C313	AN215	4-224	213TC	7.5	5.5	9	34.925H7	215.9H7	184.15	300	8	7.94	38.7	85.73	13.5	200
		4-200	215TC	10	7.5											
	AN256	4-140	254TC	15	11	9	41.275H7	215.9H7	184.15	350	8	9.53	45.8	101.6	13.5	269
		4-100	256TC	20	15											
	AN286	4-80	284TC	25	18.5	9	47.625H7	266.7H7	228.6	400	8	12.7	53.4	117.48	13.5	341
		4-71	286TC	30	22											
	AN326	4-50	324TC	40	30	9.5	53.975H7	317.5H7	279.4	450	8	12.7	60	133.35	17.5	373
		4-40	326TC	50	37											
	AN365	4-31.5	364TC	60	45	24.5	60.325H7	317.5H7	279.4	450	8	15.88	67.6	149.23	17.5	388
		4-18	365TC	75	55											
	AN405	4-18	405TC	100	75	64.5	73.025H7	317.5H7	279.4	450	8	19.05	81.9	184.15	17.5	433
C214 C314	AN215	4-200	213TC	7.5	5.5	9	34.925H7	215.9H7	184.15	300	8	7.94	38.7	85.73	13.5	200
		4-200	215TC	7.5	7.5											
	AN256	4-200	254TC	15	11	9	41.275H7	215.9H7	184.15	350	8	9.53	45.8	101.6	13.5	269
		4-160	256TC	20	15											
	AN286	4-140	284TC	25	18.5	9	47.625H7	266.7H7	228.6	400	8	12.7	53.4	117.48	13.5	341
		4-112	286TC	30	22											
	AN326	4-80	324TC	40	30	9.5	53.975H7	317.5H7	279.4	450	8	12.7	60	133.35	17.5	373
		4-71	326TC	50	37											
	AN365	4-56	364TC	60	45	24.5	60.325H7	317.5H7	279.4	450	8	15.88	67.6	149.23	17.5	388
		4-45	365TC	75	55											
	AN405	4-31.5	405TC	100	75	64.5	73.025H7	317.5H7	279.4	450	8	19.05	81.9	184.15	17.5	433
C216 C316	AN256	18-160	254TC	15	11	9	41.275H7	215.9H7	184.15	350	8	9.53	45.8	101.6	13.5	259
		18-160	256TC	20	15											
	AN286	4.5-160	284TC	25	18.5	9	47.625H7	266.7H7	228.6	400	8	12.7	53.4	117.48	13.5	323
		4.5-160	286TC	30	22											
	AN326	4.5-112	324TC	40	30	9.5	53.975H7	317.5H7	279.4	450	8	12.7	60	133.35	17.5	355
		4.5-90	326TC	50	37											
	AN365	4.5-71	364TC	60	45	24.5	60.325H7	317.5H7	279.4	450	8	15.88	67.6	149.23	17.5	370
		4.5-63	365TC	75	55											
	AN405	4.5-45	405TC	100	75	64.5	73.025H7	317.5H7	279.4	450	8	19.05	81.9	184.15	17.5	415

6.4 C系列AE输入法兰外形尺寸(mm) 6.4 C series dimensions of AE input flange（mm）

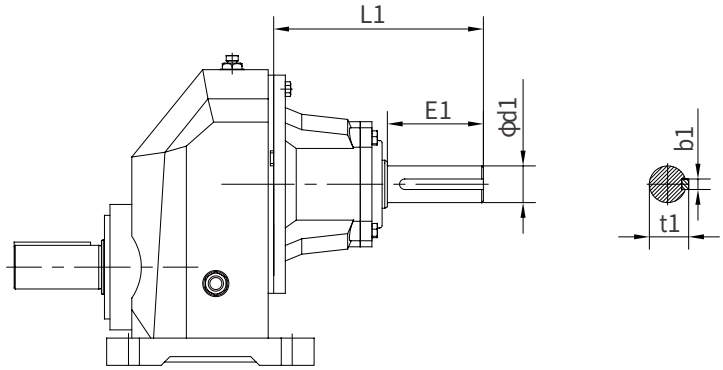

Size	Input Shaft	P_1 (kW)	i_N	d1	E1	L1	b1	t1
C103	AE2	0.12-0.75	1.25-4	19k6	40	117	6	21.5
C104	AE2	0.12-0.75	1.25-4.5	19k6	40	119	6	21.5
	AE3	1.1-4	1.25-2.8	28k6	60	175	8	31
C106	AE2	0.12-0.75	1.25-5.6	19k6	40	119	6	21.5
	AE3	1.1-4	1.25-3.55	28k6	60	175	8	31
C107	AE2	0.12-0.75	1.25-7.1	19k6	40	111	6	21.5
	AE3	1.1-4	1.25-4.5	28k6	60	165	8	31
	AE4	5.5-7.5	1.25-2	38k6	80	211	10	41
C108	AE2	0.12-0.75	3.15-7.1	19k6	40	108	6	21.5
	AE3	1.1-4	1.25-5.6	28k6	60	155	8	31
	AE4	5.5-11	1.25-2.8	38k6	80	204	10	41
	AE5	15-22	1.25-2.8	42k6	110	266	12	45
C109	AE3	1.1-4	1.25-7.1	28k6	60	156	8	31
	AE4	5.5-11	1.25-4	38k6	80	203	10	41
	AE5	15-22	1.25-4	42k6	110	265	12	45
	AE6	30-45	1.25-2.8	48k6	110	309	14	51.5
C110	AE3	1.1-4	1.25-6.3	28k6	60	146	8	31
	AE4	5.5-11	1.25-4.5	38k6	80	190	10	41
	AE5	15-22	1.25-4.5	42k6	110	252	12	45
	AE6	30-45	1.25-3.55	48k6	110	309	14	51.5

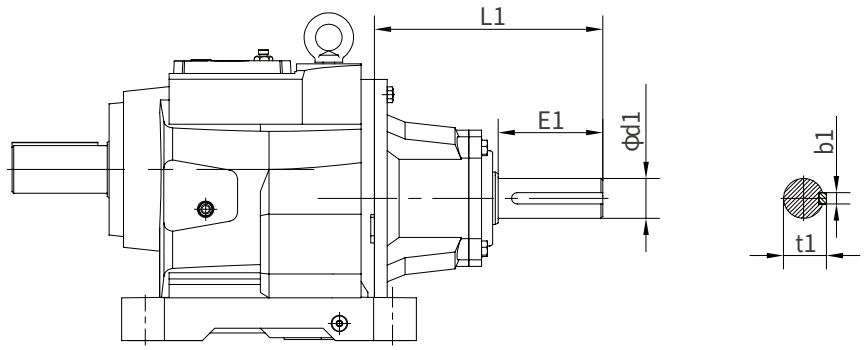

Size	Input Shaft	P_1 (kW)	i_N	d1	E1	L1	b1	t1
C203 C303	AE2	0.12-0.75	4-90	19k6	40	117	6	21.5
C204	AE2	0.12-0.75	4-125	19k6	40	119	6	21.5
C304	AE3	1.1-4	4-35.5	28k6	60	175	8	31
C205	AE2	0.12-0.75	4.5-140	19k6	40	119	6	21.5
C305	AE3	1.1-4	4.5-56	28k6	60	175	8	31
C206	AE2	0.12-0.75	4.5-160	19k6	40	119	6	21.5
C306	AE3	1.1-4	4.5-71	28k6	60	175	8	31
C207	AE2	0.12-0.75	4-180	19k6	40	111	6	21.5
C307	AE3	1.1-4	4-90	28k6	60	165	8	31
	AE4	5.5-7.5	4-18	38k6	80	211	10	41
C208	AE2	0.12-0.75	20-200	19k6	40	108	6	21.5
C308	AE3	1.1-4	4.5-160	28k6	60	155	8	31
	AE4	5.5-11	4.5-45	38k6	80	204	10	41
	AE5	15-22	4.5-18	42k6	110	266	12	45
C209	AE3	1.1-4	4-224	28k6	60	156	8	31
C309	AE4	5.5-11	4-71	38k6	80	203	10	41
	AE5	15-22	4-40	42k6	110	265	12	45
	AE6	30-45	4-16	48k6	110	309	14	51.5
C210	AE3	1.1-4	4-224	28k6	60	146	8	31
C310	AE4	5.5-11	4-100	38k6	80	190	10	41
	AE5	15-22	4-56	42k6	110	252	12	45
	AE6	30-45	4-28	48k6	110	309	14	51.5
C212	AE3	1.1-4	4.5-280	28k6	60	146	8	31
C312	AE4	5.5-11	4.5-140	38k6	80	190	10	41
	AE5	15-22	4.5-71	42k6	110	252	12	45
	AE6	30-45	4.5-40	48k6	110	309	14	51.5
C213	AE4	5.5-11	4-125	38k6	80	176	10	41
C313	AE5	15-22	4-100	42k6	110	238	12	45
	AE6	30-45	4-50	48k6	110	298	14	51.5
	AE7	55-90	4-20	55m6	110	297	16	59
	AE8	110-132	4-11.2	70m6	140	377	20	74.5
C214	AE4	5.5-11	4-200	38k6	80	176	10	41
C314	AE5	15-22	4-160	42k6	110	238	12	45
	AE6	30-45	4-80	48k6	110	298	14	51.5
	AE7	55-90	4-45	55m6	110	297	16	59
	AE8	110-200	4-18	70m6	140	377	20	74.5
C216	AE5	15-22	18-224	42k6	110	228	12	45
C316	AE6	30-45	4.5-112	48k6	110	280	14	51.5
	AE7	55-90	4.5-63	55m6	110	279	16	59
	AE8	110-200	4.5-31.5	70m6	140	361	20	74.5

7 马达防雨罩尺寸

7 Motor Rainproof Cover Dimensions

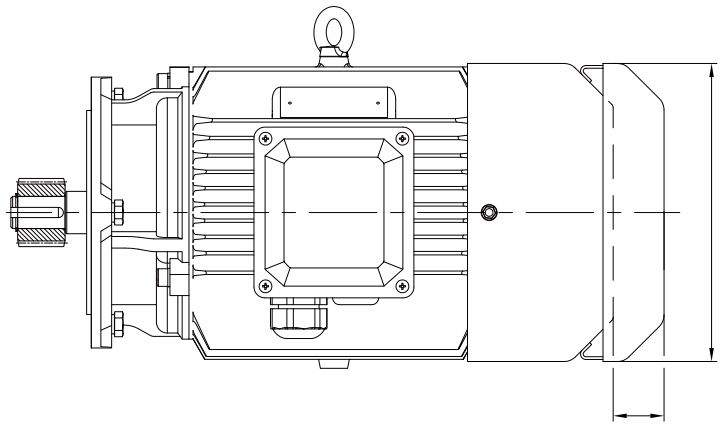

机座号 Frame Size	H63	H71	H80	H90	H100	H112	H132	H160	H180	H200	H225	H250	H280
D	124	139	159	176	199	220	259	314	356	398	446	485	547
H	25	30	30	35	40	40	40	60	60	70	70	80	80

8 轴端中心孔

8 Shaft End Centre Hole

轴端c型
螺纹中心孔

Type C screw central hole in shaft end

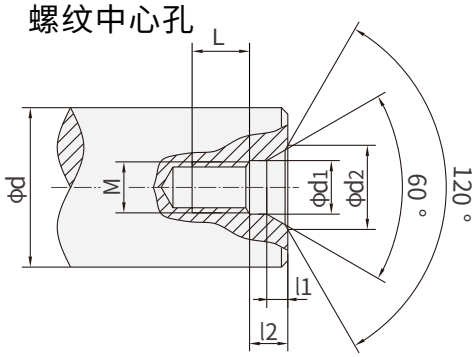

d	M	L	12	11	D1	D2
7＜d≤10	M3	10	2.6	1.8	3.2	5.8
10＜d≤13	M4	10	3.2	2.1	4.3	7.4
13＜d≤16	M5	10	4	2.4	5.3	8.8
16＜d≤21	M6	12	5	2.8	6.4	10.5
21＜d≤24	M8	12	6	3.3	8.4	13.2
24＜d≤30	M10	15	7.5	3.8	10.5	16.3
30＜d≤38	M12	20	9.5	4.4	13	19.8
38＜d≤50	M16	25	12	5.2	17	25.3
50＜d≤85	M20	30	15	6.4	21	31.3
85＜d≤130	M24	35	18	8	25	38
130＜d≤225	M30	45	18	11	31	48

9 平键与键槽的尺寸

9 Dimension of Parallel Key and Keyway

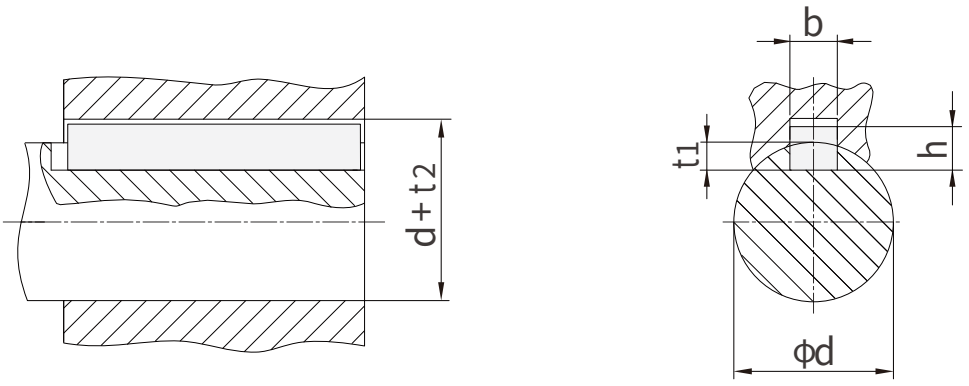

d	b	h	t_1	$d+t_2$
8＜d≤10	3	3	1.8	d+1.4
10＜d≤12	4	4	2.5	d+1.8
12＜d≤17	5	5	3	d+2.3
17＜d≤22	6	6	3.5	d+2.8
22＜d≤30	8	7	4	d+3.3
30＜d≤38	10	8	5	d+3.3
38＜d≤44	12	8	5	d+3.3
44＜d≤50	14	9	5.5	d+3.8
50＜d≤58	16	10	6	d+4.3
58＜d≤65	18	11	7	d+4.4
65＜d≤75	20	12	7.5	d+4.9
75＜d≤85	22	14	9	d+5.4
85＜d≤95	25	14	9	d+5.4
95＜d≤110	28	16	10	d+6.4
110＜d≤130	32	18	11	d+7.4
130＜d≤150	36	20	12	d+8.4
150＜d≤170	40	22	13	d+9.4
170＜d≤200	45	25	15	d+10.4
200＜d≤230	50	28	17	d+11.4
230＜d≤260	56	32	20	d+12.4

10 可选附件和指定配置

10 Accessories and Specific Configuration

10.1 逆止器与齿轮马达输出旋向对照表

10.1 Comparison table of backstop and motor output rotation direction

一级传动 C1..

Primary transmission

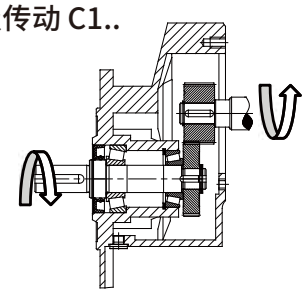

逆止器选项和C系列输出形式关系		Relationship of backstop & C series output mode	
输出形式 Output mode	输出轴旋向(面向输出轴端面) Output shaft rotational direction (when facing to it)		逆止器 Backstop
A	CW		Q
	CCW		P
注意：CW为顺时针，CCW为逆时针 P为逆止器顺时针，Q为逆止器逆时针		Attention: CW is clockwise while CCW is counter-clockwise. P is clockwise for the backstop, Q is counter-clockwise.	

二级传动 C2..

Secondary transmission

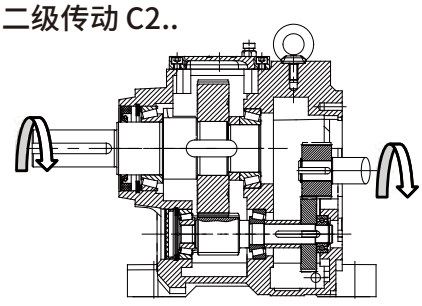

逆止器选项和C系列输出形式关系		Relationship of backstop & C series output mode	
输出形式 Output mode	输出轴旋向(面向输出轴端面) Output shaft rotational direction (when facing to it)		逆止器 Backstop
A	CW		P
	CCW		Q
注意：CW为顺时针，CCW为逆时针 P为逆止器顺时针，Q为逆止器逆时针		Attention: CW is clockwise while CCW is counter-clockwise. P is clockwise for the backstop, Q is counter-clockwise.	

三级传动 C3..

Three stage transmission

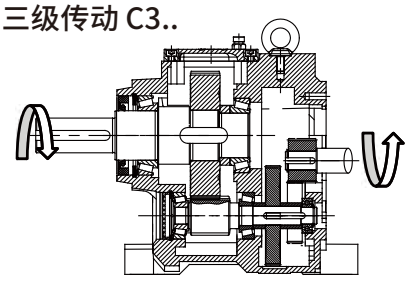

逆止器选项和C系列输出形式关系		Relationship of backstop & C series output mode	
输出形式 Output mode	输出轴旋向(面向输出轴端面) Output shaft rotational direction (when facing to it)		逆止器 Backstop
A	CW		Q
	CCW		P
注意：CW为顺时针，CCW为逆时针 P为逆止器顺时针，Q为逆止器逆时针		Attention: CW is clockwise while CCW is counter-clockwise. P is clockwise for the backstop, Q is counter-clockwise.	

10.2 补偿油箱（代号6）

10.2 Oil Compensating Tank （Code6）

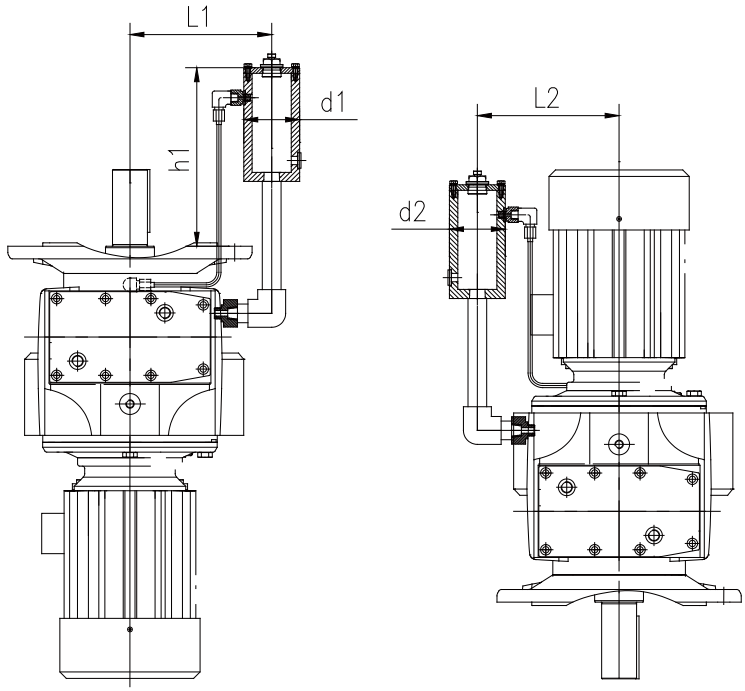

D2 D4

Size	D2			D4	
	L1	d1	h1	L2	d2
C203 C303	C03—C12在D2安装时使用尼拉环润滑 C03-C12 use a Nila ring for lubrication during D2 installation			150	40
C204 C304				160	40
C205 C305				160	40
C206 C306				180	40
C207 C307				225	80
C208 C308				250	80
C209 C309				300	80
C210 C310				300	120
C212 C312				350	120
C213 C313	390	120	160	390	120
C214 C314	440	120	130	440	120
C216 C316	470	120	110	470	120

注：在垂直安装条件下（D2/D4），正常的润滑方式很难给予顶端轴承提供润滑油，为了保证润滑油供应，通过补偿油箱加高油位。

Note: Under vertical installation conditions (D2/D4), it is difficult to provide lubricating oil to the top bearing using normal lubrication methods. To ensure the supply of lubricating oil, the oil level is increased by compensating the oil tank.

11 润滑油（L） 11 Oil（L）

Size \ Mounting position	D1	D2	D3	D4	D5	D6
C103F	0.52	0.36	0.45	0.6	0.36	0.36
C104F	0.7	0.45	0.6	0.8	0.45	0.45
C106F	0.8	0.5	0.7	0.9	0.5	0.5
C107F	1.6	1	1.6	2	1	1
C108F	2.5	1.8	2.7	3.1	1.6	1.6
C109F	3.5	2.5	3.7	4.3	2.2	2.2
C110F	6.2	4.1	7.7	8.5	4.1	4.1
C200F C300F	0.2	0.2	0.2	0.3	0.2	0.2
C201F/S C301F/S	0.4	0.4	0.4	0.5	0.4	0.4
C203F/S C303F/S	0.5	1	1.1	1.2	0.9	1.1
C204F/S C304F/S	1	1.7	1.3	1.8	1.8	1.7
C205F/S C305F/S	1.5	1.9	1.8	2.1	2.6	2.5
C206F/S C306F/S	2	2.9	2.4	3.5	3.3	3.2
C207F/S C307F/S	2.3	3.9	2.8	4.9	3.6	3.5
C208F/S C308F/S	3.9	7.1	5.5	8.1	7.8	7.5
C209F/S C309F/S	7.8	12.2	9.5	14	13.1	12.8
C210F/S C310F/S	11	17	15	20	20	19
C212F/S C312F/S	15	22	20	28	27	26
C213F/S C313F/S	19	28	26	33	34	34
C214F/S C314F/S	29	48	36	53	52	48
C216F C316F	50	84	62	90	89	88

Size \ Mounting position	D1	D2	D3	D4	D5	D6
C103H	0.52	0.36	0.45	0.6	0.36	0.36
C104H	0.7	0.45	0.6	0.8	0.45	0.45
C106H	0.8	0.5	0.7	0.9	0.5	0.5
C107H	1.6	1	1.6	2	1	1
C108H	2.5	1.8	2.7	3.1	1.6	1.6
C109H	3.5	2.5	3.7	4.3	2.2	2.2
C110H	6.2	4.1	7.7	8.5	4.1	4.1
C200H C300H	0.2	0.2	0.2	0.3	0.2	0.2
C201H C301H	0.4	0.4	0.4	0.5	0.4	0.4
C203H C303H	0.5	1	1.1	1.2	0.9	1.1
C204H C304H	1	1.7	1.3	1.8	1.8	1.7
C205H C305H	1.5	1.9	1.8	2.1	2.6	2.5
C206H C306H	2	2.9	2.4	3.5	3.3	3.2
C207H C307H	2.3	3.9	2.8	4.9	3.6	3.5
C208H C308H	3.9	7.1	5.5	8.1	7.8	7.5
C209H C309H	7.8	12.2	9.5	14	13.1	12.8
C210H C310H	11	17	15	20	20	19
C212H C312H	15	22	20	28	27	26
C213H C313H	19	28	26	33	34	34
C214H C314H	29	48	36	53	52	48
C216H C316H	50	84	62	90	89	88

12 重量表

12.1 齿轮箱及直连马达重量表（Kg）

12 Weight

12.1 Weight of gearbox and directly-connected motor（Kg）

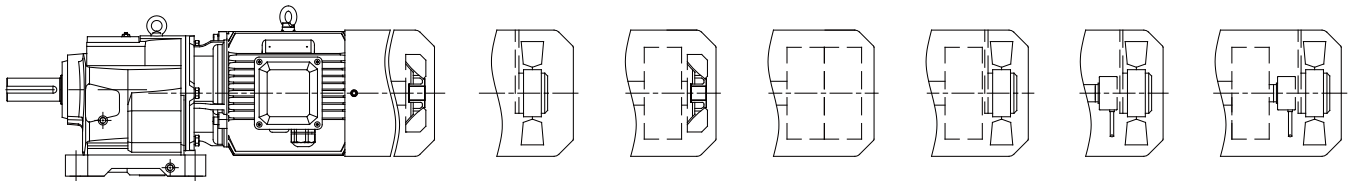

M1:Fan　M2:Driven fan　M3:Brake + fan　M4:Double brake　M5:Brake + Driven fan　M6:Encorder + Driven fan　M7:Brake + Encorder + Driven fan

齿轮箱重量表（kg）　Weight of Gearbox(kg)

Type	C103	C104	C106	C107	C108	C109	C110
Weight	6	9	10	21	36	56	84
Type	C00	C01	C03	C04	C05	C06	C07
Weight	5	8	9	15	20	36	36
Type	C08	C09	C10	C12	C13	C14	C16
Weight	66	120	165	205	278	395	645

注：“C08”为C208/C308，以此类推，只需将对应单规格重量相加，即可计算C&C组合型号齿轮箱重量。

Attention: Full name of “C08” is C208/C308, so are other types. Weight of C&C combination gearbox is sum total of corresponding single gearbox weight.

直连马达重量表（kg）　Weight of Directly-connected Motor(Kg)

4极功率	MP						MU						MA					
(kW)	M1	M2	M3	M5	M6	M7	M1	M2	M3	M5	M6	M7	M1	M2	M3	M5	M6	M7
0.12	7	8	9	9	/	/	7.5	8	9	9.5	/	/	7	8	9	9	/	/
0.18	8	9	10	10	/	/	7.5	8	9	9.5	/	/	8	9	10	10	/	/
0.25	9	10	11	12	11	13	10	11	11	12	11	13	9	10	11	12	11	13
0.37	10	11	12	13	12	14	15	16	19	20	17	21	10	11	12	13	12	14
0.55	15	16	19	20	17	21	16	17	20	21	18	22	15	16	19	20	17	21
0.75	16	17	20	21	18	22	20	21	24	25	22	26	16	17	20	21	18	22
1.1	20	21	24	25	22	26	22	23	26	27	24	28	21	22	25	26	23	27
1.5	22	23	26	27	24	28	31	32	39	40	33	41	23	24	27	28	25	29
2.2	32	33	40	41	34	42	34	35	42	43	36	44	36	37	44	45	38	45
3	36	37	44	45	38	46	55	57	63	64	58	65	36	37	44	45	38	45
4	56	57	64	65	58	66	75	77	87	89	78	90	56	57	64	65	58	66
5.5	77	79	88	90	80	91	78	80	89	91	81	92	77	79	88	90	80	91
7.5	88	90	99	101	91	102	128	130	149	151	131	152	88	90	99	101	91	102
11	129	131	150	151	132	152	160	162	181	183	163	184	129	131	150	151	132	152
15	161	163	182	183	164	184	198	200	230	232	201	234	161	163	182	183	164	184
18.5	200	202	232	233	203	235	218	220	250	252	221	254	200	202	232	233	203	235
22	220	222	252	253	223	255	279	280	329	330	281	332	220	222	252	253	223	255
30	280	280	330	328	281	330	343	345	393	394	346	396	280	280	330	328	281	330
37	345	347	395	396	349	398	365	367	415	416	368	418	345	347	395	396	349	398
45	365	367	415	416	369	418	467	469	572	573	470	575	365	367	415	416	369	418
55	470	471	575	570	471	572	627	629	732	734	630	736	470	471	575	570	470	572
75	630	632	735	733	633	735	650	652	755	757	653	759	630	632	735	733	633	735
90	710	712	815	813	713	815	720	722	825	827	723	829	710	712	815	813	713	815

12.2 输入法兰重量表（Kg） 12.2 Weight of input flange（Kg）

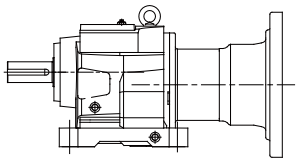

AP063~AP315

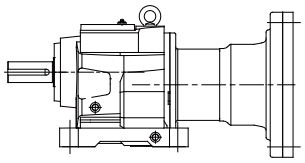

AS040~AS450

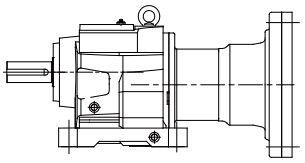

AN145~AS405

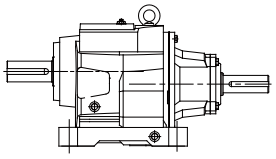

AE2~AE8

AP输入法兰重量表（kg） Weight of AP Input Flange（kg）							
规格 Size	AP063	AP071	AP080	AP090	AP100	AP112	AP132
重量 Weight	5	5	9	11	18	18	30
规格 Size	AP160	AP180	AP200	AP225	AP250	AP280	AP315
重量 Weight	70	70	95	107	144	144	263

AS输入法兰重量表（kg） Weight of AP Input Flange（kg）								
规格 Size	AS040	AS055	AS060	AS070	AS080	AS090	AS100	AS125
重量 Weight	3	3	4	5	5	5	6	7
规格 Size	AS140	AS160	AS180	AS190	AS240	AS260	AS315	AS450
重量 Weight	6	13	24	25	30	70	95	112

AN输入法兰重量表（kg） Weight of AN Input Flange（kg）								
规格 Size	AN145	AN184	AN215	AN256	AN286	AN326	AN365	AN405
重量 Weight	13	27	43	89	119	140	154	201

AE输入轴重量表（kg） Weight of AE Input Shaft（kg）							
规格 Size	AE200	AE300	AE400	AE500	AE600	AE700	AE800
重量 Weight	4	9	17	46	63	77	101

随着技术迭代进步，博能产品样本将会同步更新，请见谅。
Along with the technology advancedet.,the product of the manual of Boneng will be changed,please forgive.

控制层 CONTROL

驱动层 DRIVE

马达层 MOTOR

齿轮层 GEAR

X3010 PLC
EtherCAT&Modbus
24VDC

X3050 运动控制器
Motion Controller
EtherCAT&Modbus
24VDC

C/F/K/S-M
*・・・D
马达分布式变频驱动器
Integrated Gearmotor Drive

EtherCAT&
Modbus
380~480VAC
0.25~3kW
i=4~355

AM 变频驱动器
Variable Frequency Drive

Modbus
380~480VAC
0.75~5.5kW

A1 变频驱动器
Variable Frequency Drive

Modbus/CANopen
/PROFINET
380~480VAC
0.75~250kW

C/F/K/S/R
齿轮马达
Gearmotor

380~480VAC
0.09~200kW
i=1.25~500

MP/MU/MA
三相交流异步马达
AsynchronousMotor

380~480VAC
0.09~90kW
960/1450r/min
1160/1750r/min

HB/BE/HK
齿轮箱
Gearbox

4.2~15775kW
i=5.6~450

P/PK
行星齿轮箱
Planetary Gearbox

0.4~14000kW
i=25~4000

PW
卷扬齿轮箱
Planetary Winch Gearbox

1~1810kW
i=13~940

PS
回转齿轮箱
Planetary Slewing Gearbox

1~1626kW
i=14~947

J/JB
升降机
Jack

0.35~22.63kW
i=5~34

T
转向箱
Spiral Bevel Gearbox

0.08~303kW
i=1:1~3:1

MX&AX
伺服马达&伺服驱动器
Permanent Magnet Servo Motor &Servo Drive

EtherCAT/
PROFINET
380~480VAC
0.28~14kW
1500/2000r/min
3000/4500r/min

C/F/K/S-MX &AX齿轮伺服马达&伺服驱动器
Servo Gearmotor &Servo Drive

EtherCAT/
PROFINET
380~480VAC
0.28~14kW
i=1.25~315

PX-MX&AX
行星伺服马达&伺服驱动器
Planetary Precision Gear Servo Motor &Servo Drive

EtherCAT/
PROFINET
380~480VAC
0.38~14kW
i=3~100

PN-MN&AN
行星伺服马达&伺服驱动器
Planetary Precision Gear Servo Motor &Servo Drive

EtherCAT
380~480VAC
0.28~5.03kW
i=3~100

博能传动（沈阳）有限公司

辽宁省沈阳市沈北新区
太平洋工业城A区A73-6号
电话：024-31271571

BONENG TRANSMISSION(SHENYANG)CO.,LTD.

No. A73-6, Area A, Pacific Industrial City,
Shenbei New District, Shenyang, Liaoning
Province, China
TEL: 024-31271571

博能传动（天津）有限公司

天津市北辰区双海道6号
宏鹏工业园7号车间
电话：022-26929556

BONENG TRANSMISSION(TIANJIN)CO.,LTD.

7th Workshop, Hongpeng Industrial Park, No. 6
Shuanghai Road, Beichen District, Tianjin
City,China
TEL: 022-26929556

博能传动（潍坊）有限公司

山东省潍坊市安丘市经济开发区
汶水路与昆仑大街交叉口往北
100米路东1号车间
电话：0536-2141166

BONENG TRANSMISSION(WEIFANG)CO.,LTD.

1st Workshop, Economic Development Zone,
Anqiu, Weifang City, Shandong Province, China
TEL: 0536-2141166

博能传动（开封）有限公司

河南省开封市宋城路四大街11号
海神机械院内五号厂房
电话：0371-23335238

BONENG TRANSMISSION(KAIFENG)CO.,LTD.

5th Workshop, Haishen Machinery, No.11,
Fourth Street, Songcheng Road,New District,
Kaifeng City, Henan Province, China
TEL: 0371-23335238

博能传动（长沙）有限公司

湖南省长沙市望城经济开发区
普瑞大道1288号
电话：0731-88386958

BONENG TRANSMISSION(CHANGSHA)CO.,LTD.

No. 1288 Puri Avenue, Wangcheng Economic
Development Zone, Changsha City, Hunan
Province, China
TEL: 0731-88386958

博能传动设备（成都）有限公司

四川省成都市金牛区金牛坝路9号5栋
向荣中心A座7楼-703
电话：028-87741100

BONENG TRANSMISSION EQUIPMENT(CHENGDU) CO., LTD.

703, 7th Floor, Block A, Xiangrong Center,
Building 5, No. 9 Jinniuba Road, Jinniu District,
Chengdu City, Sichuan Province, China
TEL: 028-87741100

博能传动（肇庆）有限公司

广东省肇庆市鼎湖区肇庆新区
科创大道7号平谦国际现代产业园
一期A12北厂房
电话：0757-86719757

BONENG TRANSMISSION(ZHAOQING)CO.,LTD.

No. 7 Science and Technology
Innovation Avenue, Zhaoqing New Area,
Dinghu District, Zhaoqing City,
Guangdong Province, China
TEL: 0757-86719757

博能传动（苏州）有限公司

江苏省苏州市相城区如元路100号
电话：0512-66189662

BONENG TRANSMISSION(SUZHOU)CO.,LTD.

No. 100, Ruyuan Road, Xiangcheng
District, Suzhou, Jiangsu Province, China
TEL: 0512-66189662

博能传动（美国）有限公司

1250 E 222nd Euclid, OH 44117,
United Staes
TEL: 1-216-618-0138
TEL: 1-216-618-0496
TEL: 1-216-618-3099

BONENG TRANSMISSION(USA)LLC.

1250 E 222nd Euclid, OH 44117,
United Staes
TEL: 1-216-618-0138
TEL: 1-216-618-0496
TEL: 1-216-618-3099

博能传动（印度）有限公司

Plot No. E-10/3, MIDC sinnar
(Malegaon) Industrial Area, Nashik,
422123, Maharashtra, India.
TEL:+91-11- 4507 6293（DELHI）
TEL:+91-22-2781 3385（MUMBAI）

BONENG TRANSMISSION(INDIA)PVT.LTD

Plot No. E-10/3, MIDC sinnar
(Malegaon) Industrial Area, Nashik,
422123, Maharashtra, India.
TEL:+91-11- 4507 6293（DELHI）
TEL:+91-22-2781 3385（MUMBAI）

www.boneng.com

C 斜齿齿轮马达

C Helical Gearmotor

BONENG

BONENG